

ELEZIONI REGIONALI











Consultazione: Elezioni Regionali 2014











Regione : EMILIA ROMAGNA - Comune di CERVIA

Circoscrizione elettorale di : RAVENNA

Riepilogo voti alle liste provinciali sezione per sezione

Sezioni scrutinate: 29 Su 29 - DATI UFFICIOSI

Sezione											Voti Solo Pres.	Totale Voti Validi	Schede Bianche	Schede Nulle	Voti Nulli	VCNAS	V.Nulli Lis.Pro.	Votanti	Iscritti
1	0 (0,00%)	1 (0,49%)	2 (0,97%)	90 (43,69%)	1 (0,49%)	41 (19,90%)	27 (13,11%)	11 (5,34%)	21 (10,19%)	12 (5,83%)	11 (5,07%)	217 (98,64%)	0 (0,00%)	3 (1,36%)	0 (0,00%)	0 (0,00%)	0 (0,00%)	220 (26,32%)	836
2	6 (1,95%)	5 (1,63%)	1 (0,33%)	108 (35,18%)	0 (0,00%)	82 (26,71%)	44 (14,33%)	10 (3,26%)	41 (13,36%)	10 (3,26%)	20 (6,12%)	327 (96,18%)	5 (1,47%)	8 (2,35%)	0 (0,00%)	0 (0,00%)	0 (0,00%)	340 (43,81%)	776
3	1 (0,58%)	5 (2,92%)	1 (0,58%)	76 (44,44%)	1 (0,58%)	36 (21,05%)	19 (11,11%)	2 (1,17%)	28 (16,37%)	2 (1,17%)	13 (7,07%)	184 (92,46%)	2 (1,01%)	13 (6,53%)	0 (0,00%)	0 (0,00%)	0 (0,00%)	199 (33,39%)	596
4	0 (0,00%)	3 (1,30%)	0 (0,00%)	92 (40,00%)	0 (0,00%)	67 (29,13%)	24 (10,43%)	6 (2,61%)	36 (15,65%)	2 (0,87%)	14 (5,74%)	244 (98,39%)	0 (0,00%)	4 (1,61%)	0 (0,00%)	0 (0,00%)	0 (0,00%)	248 (40,86%)	607
5	1 (0,40%)	3 (1,19%)	0 (0,00%)	103 (40,87%)	3 (1,19%)	66 (26,19%)	40 (15,87%)	6 (2,38%)	27 (10,71%)	3 (1,19%)	13 (4,91%)	265 (95,67%)	0 (0,00%)	12 (4,33%)	0 (0,00%)	0 (0,00%)	0 (0,00%)	277 (41,04%)	675
6	4 (0,96%)	7 (1,68%)	3 (0,72%)	170 (40,87%)	2 (0,48%)	102 (24,52%)	44 (10,58%)	15 (3,61%)	62 (14,90%)	7 (1,68%)	19 (4,37%)	435 (97,32%)	4 (0,89%)	8 (1,79%)	0 (0,00%)	0 (0,00%)	0 (0,00%)	447 (40,71%)	1098
7	4 (1,29%)	5 (1,61%)	6 (1,94%)	101 (32,58%)	7 (2,26%)	74 (23,87%)	50 (16,13%)	10 (3,23%)	43 (13,87%)	10 (3,23%)	24 (7,19%)	334 (97,66%)	3 (0,88%)	5 (1,46%)	0 (0,00%)	0 (0,00%)	0 (0,00%)	342 (40,09%)	853
8	5 (1,72%)	6 (2,07%)	2 (0,69%)	96 (33,10%)	3 (1,03%)	87 (30,00%)	24 (8,28%)	9 (3,10%)	50 (17,24%)	8 (2,76%)	12 (3,97%)	302 (95,87%)	2 (0,63%)	11 (3,49%)	0 (0,00%)	0 (0,00%)	0 (0,00%)	315 (38,94%)	809
9	2 (0,92%)	8 (3,67%)	0 (0,00%)	107 (49,08%)	1 (0,46%)	40 (18,35%)	17 (7,80%)	10 (4,59%)	27 (12,39%)	6 (2,75%)	3 (1,36%)	221 (99,10%)	1 (0,45%)	1 (0,45%)	0 (0,00%)	0 (0,00%)	0 (0,00%)	223 (41,76%)	534
10	0 (0,00%)	4 (1,86%)	0 (0,00%)	96 (44,65%)	0 (0,00%)	60 (27,91%)	14 (6,51%)	4 (1,86%)	35 (16,28%)	2 (0,93%)	7 (3,15%)	222 (96,10%)	3 (1,30%)	6 (2,60%)	0 (0,00%)	0 (0,00%)	0 (0,00%)	231 (32,31%)	715
11	1 (0,57%)	4 (2,30%)	1 (0,57%)	79 (45,40%)	3 (1,72%)	43 (24,71%)	12 (6,90%)	2 (1,15%)	27 (15,52%)	2 (1,15%)	5 (2,79%)	179 (97,28%)	1 (0,54%)	3 (1,63%)	1 (0,54%)	0 (0,00%)	0 (0,00%)	184 (31,24%)	589
12	1 (0,36%)	8 (2,91%)	2 (0,73%)	128 (46,55%)	2 (0,73%)	56 (20,36%)	25 (9,09%)	13 (4,73%)	39 (14,18%)	1 (0,36%)	30 (9,84%)	305 (97,44%)	2 (0,64%)	6 (1,92%)	0 (0,00%)	0 (0,00%)	0 (0,00%)	313 (40,97%)	764
13	0 (0,00%)	9 (3,70%)	0 (0,00%)	98 (40,33%)	2 (0,82%)	63 (25,93%)	15 (6,17%)	2 (0,82%)	45 (18,52%)	9 (3,70%)	11 (4,33%)	254 (95,85%)	3 (1,13%)	8 (3,02%)	0 (0,00%)	0 (0,00%)	0 (0,00%)	265 (37,64%)	704
14	2 (0,61%)	5 (1,52%)	0 (0,00%)	112 (34,04%)	3 (0,91%)	97 (29,48%)	37 (11,25%)	9 (2,74%)	53 (16,11%)	11 (3,34%)	19 (5,46%)	348 (97,21%)	3 (0,84%)	7 (1,96%)	0 (0,00%)	0 (0,00%)	0 (0,00%)	358 (36,91%)	970
15	1 (0,42%)	4 (1,69%)	0 (0,00%)	106 (44,92%)	2 (0,85%)	57 (24,15%)	19 (8,05%)	5 (2,12%)	39 (16,53%)	3 (1,27%)	16 (6,35%)	252 (96,55%)	2 (0,77%)	7 (2,68%)	0 (0,00%)	0 (0,00%)	0 (0,00%)	261 (35,27%)	740

Sezione											Voti Solo Pres.	Totale Voti Validi	Schede Bianche	Schede Nulle	Voti Nulli	VCNAS	V.Nulli Lis.Pro.	Votanti	Iscritti
16	3 (1.33%)	4 (1.77%)	0 (0.00%)	110 (48.67%)	2 (0.88%)	53 (23.45%)	22 (9.73%)	4 (1.77%)	28 (12.39%)	0 (0.00%)	12 (5.04%)	238 (97.54%)	0 (0.00%)	6 (2.46%)	0 (0.00%)	0 (0.00%)	0 (0.00%)	244 (40.13%)	608
17	1 (0.47%)	4 (1.86%)	2 (0.93%)	80 (37.21%)	2 (0.93%)	63 (29.30%)	37 (17.21%)	2 (0.93%)	22 (10.23%)	2 (0.93%)	35 (14.00%)	250 (96.15%)	4 (1.54%)	6 (2.31%)	0 (0.00%)	0 (0.00%)	0 (0.00%)	260 (38.86%)	669
18	2 (1.08%)	3 (1.62%)	0 (0.00%)	67 (36.22%)	1 (0.54%)	63 (34.05%)	21 (11.35%)	6 (3.24%)	17 (9.19%)	5 (2.70%)	18 (8.87%)	203 (98.54%)	3 (1.46%)	0 (0.00%)	0 (0.00%)	0 (0.00%)	0 (0.00%)	206 (37.59%)	548
19	1 (0.60%)	3 (1.79%)	0 (0.00%)	62 (36.90%)	1 (0.60%)	56 (33.33%)	10 (5.95%)	5 (2.98%)	26 (15.48%)	4 (2.38%)	3 (1.75%)	171 (99.42%)	0 (0.00%)	1 (0.58%)	0 (0.00%)	0 (0.00%)	0 (0.00%)	172 (33.53%)	513
20	2 (0.57%)	6 (1.72%)	1 (0.29%)	143 (41.09%)	4 (1.15%)	86 (24.71%)	25 (7.18%)	18 (5.17%)	60 (17.24%)	3 (0.86%)	23 (6.20%)	371 (97.89%)	2 (0.53%)	6 (1.58%)	0 (0.00%)	0 (0.00%)	0 (0.00%)	379 (39.27%)	965
21	5 (1.30%)	5 (1.30%)	0 (0.00%)	189 (48.96%)	3 (0.78%)	89 (23.06%)	25 (6.48%)	14 (3.63%)	53 (13.73%)	3 (0.78%)	17 (4.22%)	403 (94.38%)	2 (0.47%)	22 (5.15%)	0 (0.00%)	0 (0.00%)	0 (0.00%)	427 (42.19%)	1012
22	1 (0.33%)	5 (1.63%)	0 (0.00%)	161 (52.44%)	2 (0.65%)	64 (20.85%)	17 (5.54%)	7 (2.28%)	46 (14.98%)	4 (1.30%)	10 (3.15%)	317 (96.35%)	3 (0.91%)	9 (2.74%)	0 (0.00%)	0 (0.00%)	0 (0.00%)	329 (37.13%)	886
23	3 (0.70%)	9 (2.10%)	3 (0.70%)	226 (52.68%)	3 (0.70%)	106 (24.71%)	22 (5.13%)	8 (1.86%)	47 (10.96%)	2 (0.47%)	15 (3.38%)	444 (98.45%)	1 (0.22%)	6 (1.33%)	0 (0.00%)	0 (0.00%)	0 (0.00%)	451 (42.07%)	1072
24	1 (0.29%)	3 (0.87%)	1 (0.29%)	194 (56.56%)	3 (0.87%)	61 (17.78%)	21 (6.12%)	14 (4.08%)	37 (10.79%)	8 (2.33%)	13 (3.65%)	356 (95.70%)	2 (0.54%)	14 (3.76%)	0 (0.00%)	0 (0.00%)	0 (0.00%)	372 (43.06%)	864
25	2 (0.60%)	7 (2.09%)	1 (0.30%)	177 (52.84%)	0 (0.00%)	68 (20.30%)	20 (5.97%)	2 (0.60%)	55 (16.42%)	3 (0.90%)	15 (4.29%)	350 (97.22%)	2 (0.56%)	8 (2.22%)	0 (0.00%)	0 (0.00%)	0 (0.00%)	360 (43.74%)	823
26	2 (0.70%)	9 (3.17%)	2 (0.70%)	162 (57.04%)	0 (0.00%)	44 (15.49%)	17 (5.99%)	5 (1.76%)	39 (13.73%)	4 (1.41%)	7 (2.41%)	291 (96.68%)	3 (1.00%)	7 (2.33%)	0 (0.00%)	0 (0.00%)	0 (0.00%)	301 (41.40%)	727
27	4 (0.89%)	15 (3.33%)	0 (0.00%)	235 (52.22%)	0 (0.00%)	84 (18.67%)	34 (7.56%)	5 (1.11%)	68 (15.11%)	5 (1.11%)	14 (3.02%)	464 (95.87%)	9 (1.86%)	11 (2.27%)	0 (0.00%)	0 (0.00%)	0 (0.00%)	484 (40.81%)	1186
28	1 (0.34%)	2 (0.69%)	1 (0.34%)	131 (45.02%)	3 (1.03%)	74 (25.43%)	19 (6.53%)	6 (2.06%)	52 (17.87%)	2 (0.69%)	10 (3.32%)	301 (96.47%)	2 (0.64%)	9 (2.88%)	0 (0.00%)	0 (0.00%)	0 (0.00%)	312 (34.48%)	905
29	4 (1.16%)	13 (3.78%)	0 (0.00%)	150 (43.60%)	2 (0.58%)	81 (23.55%)	25 (7.27%)	5 (1.45%)	62 (18.02%)	2 (0.58%)	9 (2.55%)	353 (95.41%)	6 (1.62%)	11 (2.97%)	0 (0.00%)	0 (0.00%)	0 (0.00%)	370 (37.95%)	975
Tot.	60 (0.73%)	165 (2.02%)	29 (0.35%)	3649 (44.59%)	56 (0.68%)	1963 (23.99%)	726 (8.87%)	215 (2.63%)	1185 (14.48%)	135 (1.65%)	418 (4.86%)	8601 (96.75%)	70 (0.79%)	218 (2.45%)	1 (0.01%)	0 (0.00%)	0 (0.00%)	8890 (38.62%)	23019

Le percentuali dei voti di lista sono calcolate rispetto al totale dei voti di lista.

La percentuale dei voti al candidato Presidente è calcolata rispetto al totale dei voti validi.