









ELEZIONI REGIONALI
Consultazione: Elezioni REGIONALI 2010
Regione : EMILIA ROMAGNA - Comune di CERVIA
Circoscrizione elettorale di : RAVENNA
Riepilogo voti alle liste provinciali sezione per sezione
 Sezioni scrutinate: 29 Su 29 - DATI UFFICIOSI

| Sezione |  |  |  |  |  |  |  |  | Voti Solo L.Reg. | Totale Voti Validi | Schede Bianche | Schede Nulle | Voti Nulli | VCNAS | V.Nulli Lis.Pro. | Votanti | Iscritti |
|-------------|---|---|---|---|---|---|---|---|--------------------|-----------------------|--------------------|--------------------|------------------|------------------|------------------|-----------------------|--------------|
| 1 | 19 (5.15%) | 27 (7.32%) | 132 (35.77%) | 11 (2.98%) | 131 (35.50%) | 10 (2.71%) | 15 (4.07%) | 24 (6.50%) | 25 (6.35%) | 394 (98.50%) | 3 (0.75%) | 3 (0.75%) | 0 (0.00%) | 0 (0.00%) | 0 (0.00%) | 400 (49.32%) | 811 |
| 2 | 15 (2.89%) | 51 (9.83%) | 274 (52.79%) | 21 (4.05%) | 139 (26.78%) | 8 (1.54%) | 3 (0.58%) | 8 (1.54%) | 49 (8.63%) | 568 (98.44%) | 1 (0.17%) | 8 (1.39%) | 0 (0.00%) | 0 (0.00%) | 0 (0.00%) | 577 (71.41%) | 808 |
| 3 | 18 (4.59%) | 38 (9.69%) | 148 (37.76%) | 25 (6.38%) | 139 (35.46%) | 7 (1.79%) | 10 (2.55%) | 7 (1.79%) | 22 (5.31%) | 414 (97.41%) | 1 (0.24%) | 10 (2.35%) | 0 (0.00%) | 0 (0.00%) | 0 (0.00%) | 425 (68.99%) | 616 |
| 4 | 8 (1.90%) | 42 (9.95%) | 162 (38.39%) | 32 (7.58%) | 153 (36.26%) | 6 (1.42%) | 9 (2.13%) | 10 (2.37%) | 19 (4.31%) | 441 (98.44%) | 4 (0.89%) | 3 (0.67%) | 0 (0.00%) | 0 (0.00%) | 0 (0.00%) | 448 (73.44%) | 610 |
| 5 | 19 (3.94%) | 54 (11.20%) | 194 (40.25%) | 19 (3.94%) | 175 (36.31%) | 3 (0.62%) | 13 (2.70%) | 5 (1.04%) | 31 (6.04%) | 513 (97.34%) | 5 (0.95%) | 9 (1.71%) | 0 (0.00%) | 0 (0.00%) | 0 (0.00%) | 527 (74.96%) | 703 |
| 6 | 43 (6.12%) | 77 (10.95%) | 228 (32.43%) | 32 (4.55%) | 277 (39.40%) | 14 (1.99%) | 19 (2.70%) | 13 (1.85%) | 45 (6.02%) | 748 (98.42%) | 5 (0.66%) | 5 (0.66%) | 2 (0.26%) | 0 (0.00%) | 0 (0.00%) | 760 (69.60%) | 1092 |
| 7 | 28 (5.03%) | 52 (9.34%) | 223 (40.04%) | 35 (6.28%) | 188 (33.75%) | 5 (0.90%) | 10 (1.80%) | 16 (2.87%) | 40 (6.70%) | 597 (98.03%) | 8 (1.31%) | 4 (0.66%) | 0 (0.00%) | 0 (0.00%) | 0 (0.00%) | 609 (71.06%) | 857 |
| 8 | 31 (6.89%) | 48 (10.67%) | 158 (35.11%) | 19 (4.22%) | 158 (35.11%) | 7 (1.56%) | 16 (3.56%) | 13 (2.89%) | 53 (10.54%) | 503 (98.63%) | 2 (0.39%) | 5 (0.98%) | 0 (0.00%) | 0 (0.00%) | 0 (0.00%) | 510 (68.64%) | 743 |
| 9 | 16 (4.30%) | 48 (12.90%) | 118 (31.72%) | 15 (4.03%) | 145 (38.98%) | 10 (2.69%) | 11 (2.96%) | 9 (2.42%) | 31 (7.69%) | 403 (98.29%) | 2 (0.49%) | 5 (1.22%) | 0 (0.00%) | 0 (0.00%) | 0 (0.00%) | 410 (74.95%) | 547 |
| 10 | 17 (3.79%) | 49 (10.94%) | 149 (33.26%) | 17 (3.79%) | 180 (40.18%) | 11 (2.46%) | 12 (2.68%) | 13 (2.90%) | 23 (4.88%) | 471 (97.31%) | 3 (0.62%) | 10 (2.07%) | 0 (0.00%) | 0 (0.00%) | 0 (0.00%) | 484 (70.35%) | 688 |
| 11 | 21 (5.88%) | 66 (18.49%) | 106 (29.69%) | 13 (3.64%) | 128 (35.85%) | 10 (2.80%) | 9 (2.52%) | 4 (1.12%) | 29 (7.51%) | 386 (98.47%) | 2 (0.51%) | 4 (1.02%) | 0 (0.00%) | 0 (0.00%) | 0 (0.00%) | 392 (67.35%) | 582 |
| 12 | 21 (4.38%) | 45 (9.38%) | 151 (31.46%) | 42 (8.75%) | 173 (36.04%) | 13 (2.71%) | 25 (5.21%) | 10 (2.08%) | 32 (6.25%) | 512 (97.90%) | 4 (0.76%) | 7 (1.34%) | 0 (0.00%) | 0 (0.00%) | 0 (0.00%) | 523 (67.22%) | 778 |
| 13 | 26 (5.56%) | 46 (9.83%) | 152 (32.48%) | 22 (4.70%) | 186 (39.74%) | 10 (2.14%) | 15 (3.21%) | 11 (2.35%) | 23 (4.88%) | 491 (97.61%) | 2 (0.40%) | 10 (1.99%) | 0 (0.00%) | 0 (0.00%) | 0 (0.00%) | 503 (69.86%) | 720 |
| 14 | 29 (5.54%) | 56 (10.71%) | 186 (35.56%) | 27 (5.16%) | 178 (34.03%) | 12 (2.29%) | 21 (4.02%) | 14 (2.68%) | 49 (8.57%) | 572 (98.62%) | 2 (0.34%) | 6 (1.03%) | 0 (0.00%) | 0 (0.00%) | 0 (0.00%) | 580 (67.76%) | 856 |
| 15 | 20 (4.01%) | 74 (14.83%) | 122 (24.45%) | 27 (5.41%) | 222 (44.49%) | 5 (1.00%) | 18 (3.61%) | 11 (2.20%) | 30 (5.67%) | 529 (97.42%) | 4 (0.74%) | 10 (1.84%) | 0 (0.00%) | 0 (0.00%) | 0 (0.00%) | 543 (69.53%) | 781 |
| 16 | 28 (7.22%) | 38 (9.79%) | 102 (26.29%) | 25 (6.44%) | 169 (43.56%) | 6 (1.55%) | 7 (1.80%) | 13 (3.35%) | 20 (4.90%) | 408 (96.45%) | 7 (1.65%) | 8 (1.89%) | 0 (0.00%) | 0 (0.00%) | 0 (0.00%) | 423 (69.69%) | 607 |
| 17 | 13 (3.11%) | 60 (14.35%) | 176 (42.11%) | 18 (4.31%) | 126 (30.14%) | 9 (2.15%) | 4 (0.96%) | 12 (2.87%) | 38 (8.33%) | 456 (98.49%) | 3 (0.65%) | 4 (0.86%) | 0 (0.00%) | 0 (0.00%) | 0 (0.00%) | 463 (68.39%) | 677 |
| 18 | 12 (3.42%) | 46 (13.11%) | 148 (42.17%) | 16 (4.56%) | 113 (32.19%) | 3 (0.85%) | 8 (2.28%) | 5 (1.42%) | 12 (3.31%) | 363 (97.84%) | 5 (1.35%) | 3 (0.81%) | 0 (0.00%) | 0 (0.00%) | 0 (0.00%) | 371 (66.37%) | 559 |
| 19 | 14 (4.23%) | 42 (12.69%) | 142 (42.90%) | 15 (4.53%) | 88 (26.59%) | 5 (1.51%) | 21 (6.34%) | 4 (1.21%) | 11 (3.22%) | 342 (97.71%) | 3 (0.86%) | 5 (1.43%) | 0 (0.00%) | 0 (0.00%) | 0 (0.00%) | 350 (67.05%) | 522 |
| 20 | 41 (6.44%) | 69 (10.83%) | 205 (32.18%) | 22 (3.45%) | 261 (40.97%) | 9 (1.41%) | 19 (2.98%) | 11 (1.73%) | 35 (5.21%) | 672 (98.82%) | 3 (0.44%) | 5 (0.74%) | 0 (0.00%) | 0 (0.00%) | 0 (0.00%) | 680 (69.60%) | 977 |
| 21 | 34 (4.84%) | 93 (13.23%) | 194 (27.60%) | 26 (3.70%) | 299 (42.53%) | 8 (1.14%) | 35 (4.98%) | 14 (1.99%) | 28 (3.83%) | 731 (97.99%) | 7 (0.94%) | 8 (1.07%) | 0 (0.00%) | 0 (0.00%) | 0 (0.00%) | 746 (75.20%) | 992 |
| 22 | 41 (6.52%) | 71 (11.29%) | 136 (21.62%) | 53 (8.43%) | 273 (43.40%) | 12 (1.91%) | 26 (4.13%) | 17 (2.70%) | 22 (3.38%) | 651 (98.19%) | 2 (0.30%) | 10 (1.51%) | 0 (0.00%) | 0 (0.00%) | 0 (0.00%) | 663 (72.22%) | 918 |
| 23 | 17 (2.30%) | 72 (9.76%) | 182 (24.66%) | 38 (5.15%) | 381 (51.63%) | 14 (1.90%) | 26 (3.52%) | 8 (1.08%) | 43 (5.51%) | 781 (98.86%) | 1 (0.13%) | 8 (1.01%) | 0 (0.00%) | 0 (0.00%) | 0 (0.00%) | 790 (76.48%) | 1033 |
| 24 | 27 (4.85%) | 58 (10.41%) | 106 (19.03%) | 23 (4.13%) | 301 (54.04%) | 22 (3.95%) | 10 (1.80%) | 10 (1.80%) | 33 (5.59%) | 590 (98.17%) | 3 (0.50%) | 8 (1.33%) | 0 (0.00%) | 0 (0.00%) | 0 (0.00%) | 601 (68.37%) | 879 |
| 25 | 23 (4.09%) | 72 (12.81%) | 113 (20.11%) | 37 (6.58%) | 289 (51.42%) | 10 (1.78%) | 9 (1.60%) | 9 (1.60%) | 24 (4.10%) | 586 (98.49%) | 2 (0.34%) | 7 (1.18%) | 0 (0.00%) | 0 (0.00%) | 0 (0.00%) | 595 (72.30%) | 823 |
| 26 | 17 (3.53%) | 57 (11.85%) | 90 (18.71%) | 33 (6.86%) | 245 (50.94%) | 15 (3.12%) | 15 (3.12%) | 9 (1.87%) | 23 (4.56%) | 504 (97.30%) | 4 (0.77%) | 10 (1.93%) | 0 (0.00%) | 0 (0.00%) | 0 (0.00%) | 518 (70.96%) | 730 |
| 27 | 43 (5.38%) | 103 (12.89%) | 153 (19.15%) | 28 (3.50%) | 418 (52.32%) | 17 (2.13%) | 24 (3.00%) | 13 (1.63%) | 43 (5.11%) | 842 (97.45%) | 8 (0.93%) | 14 (1.62%) | 0 (0.00%) | 0 (0.00%) | 0 (0.00%) | 864 (74.16%) | 1165 |
| 28 | 30 (5.59%) | 71 (13.22%) | 141 (26.26%) | 21 (3.91%) | 248 (46.18%) | 5 (0.93%) | 10 (1.86%) | 11 (2.05%) | 28 (4.96%) | 565 (97.58%) | 4 (0.69%) | 10 (1.73%) | 0 (0.00%) | 0 (0.00%) | 0 (0.00%) | 579 (64.91%) | 892 |
| 29 | 37 (5.92%) | 59 (9.44%) | 171 (27.36%) | 50 (8.00%) | 258 (41.28%) | 13 (2.08%) | 18 (2.88%) | 19 (3.04%) | 30 (4.58%) | 655 (97.91%) | 3 (0.45%) | 11 (1.64%) | 0 (0.00%) | 0 (0.00%) | 0 (0.00%) | 669 (71.63%) | 934 |
| Tot. | 708 (4.78%) | 1684 (11.38%) | 4562 (30.83%) | 762 (5.15%) | 6041 (40.83%) | 279 (1.89%) | 438 (2.96%) | 323 (2.18%) | 891 (5.68%) | 15688 (98.03%) | 103 (0.64%) | 210 (1.31%) | 2 (0.01%) | 0 (0.00%) | 0 (0.00%) | 16003 (69.88%) | 22900 |

Le percentuali dei voti di lista sono calcolate rispetto al totale dei voti di lista.
 La percentuale dei voti alla sola lista regionale è calcolata rispetto al totale dei voti validi.