









ELEZIONI REGIONALI
Consultazione: Elezioni REGIONALI 2010
Regione : EMILIA ROMAGNA - Comune di CERVIA
Circoscrizione elettorale di : RAVENNA
Riepilogo voti alle liste provinciali area per area
 Sezioni scrutinate: 29 Su 29 - DATI UFFICIALI

ZONA									Voti Solo L.Reg.	Totale Voti Validi	Schede Bianche	Schede Nulle	Voti Nulli	VCNAS	V.Nulli Lis.Pro.	Votanti	Iscritti
Bova (sez. 8-9)	47 (5.72%)	96 (11.68%)	276 (33.58%)	34 (4.14%)	303 (36.86%)	17 (2.07%)	27 (3.28%)	22 (2.68%)	84 (9.27%)	906 (98.48%)	4 (0.43%)	10 (1.09%)	0 (0.00%)	0 (0.00%)	0 (0.00%)	920 (71.32%)	1290
Cannuzzo (sez. 26)	17 (3.53%)	57 (11.85%)	90 (18.71%)	33 (6.86%)	245 (50.94%)	15 (3.12%)	15 (3.12%)	9 (1.87%)	23 (4.56%)	504 (97.30%)	4 (0.77%)	10 (1.93%)	0 (0.00%)	0 (0.00%)	0 (0.00%)	518 (70.96%)	730
Castiglione (sez. 24-25)	50 (4.47%)	130 (11.62%)	219 (19.57%)	60 (5.36%)	590 (52.73%)	32 (2.86%)	19 (1.70%)	19 (1.70%)	57 (4.85%)	1176 (98.33%)	5 (0.42%)	15 (1.25%)	0 (0.00%)	0 (0.00%)	0 (0.00%)	1196 (70.27%)	1702
Cervia centro (sez. 1-2-6-7)	105 (4.89%)	207 (9.64%)	857 (39.90%)	99 (4.61%)	735 (34.22%)	37 (1.72%)	47 (2.19%)	61 (2.84%)	159 (6.89%)	2307 (98.34%)	17 (0.72%)	20 (0.85%)	2 (0.09%)	0 (0.00%)	0 (0.00%)	2346 (65.75%)	3568
Di Vittorio (sez. 3-4-5)	45 (3.47%)	134 (10.34%)	504 (38.89%)	76 (5.86%)	467 (36.03%)	16 (1.23%)	32 (2.47%)	22 (1.70%)	72 (5.26%)	1368 (97.71%)	10 (0.71%)	22 (1.57%)	0 (0.00%)	0 (0.00%)	0 (0.00%)	1400 (72.58%)	1929
Malva (sez. 20-21-22)	116 (5.89%)	233 (11.83%)	535 (27.17%)	101 (5.13%)	833 (42.31%)	29 (1.47%)	80 (4.06%)	42 (2.13%)	85 (4.14%)	2054 (98.32%)	12 (0.57%)	23 (1.10%)	0 (0.00%)	0 (0.00%)	0 (0.00%)	2089 (72.36%)	2887
Milano Marittima (sez. 17-18)	25 (3.25%)	106 (13.78%)	324 (42.13%)	34 (4.42%)	239 (31.08%)	12 (1.56%)	12 (1.56%)	17 (2.21%)	50 (6.11%)	819 (98.20%)	8 (0.96%)	7 (0.84%)	0 (0.00%)	0 (0.00%)	0 (0.00%)	834 (67.48%)	1236
Montaletto (sez. 29)	37 (5.92%)	59 (9.44%)	171 (27.36%)	50 (8.00%)	258 (41.28%)	13 (2.08%)	18 (2.88%)	19 (3.04%)	30 (4.58%)	655 (97.91%)	3 (0.45%)	11 (1.64%)	0 (0.00%)	0 (0.00%)	0 (0.00%)	669 (71.63%)	934
Pinarella (sez. 10-11-12-13-14)	114 (5.01%)	262 (11.51%)	744 (32.69%)	121 (5.32%)	845 (37.13%)	56 (2.46%)	82 (3.60%)	52 (2.28%)	156 (6.41%)	2432 (97.99%)	13 (0.52%)	37 (1.49%)	0 (0.00%)	0 (0.00%)	0 (0.00%)	2482 (68.49%)	3624
Pisignano (sez. 27)	43 (5.38%)	103 (12.89%)	153 (19.15%)	28 (3.50%)	418 (52.32%)	17 (2.13%)	24 (3.00%)	13 (1.63%)	43 (5.11%)	842 (97.45%)	8 (0.93%)	14 (1.62%)	0 (0.00%)	0 (0.00%)	0 (0.00%)	864 (74.16%)	1165
Savio (sez. 23)	17 (2.30%)	72 (9.76%)	182 (24.66%)	38 (5.15%)	381 (51.63%)	14 (1.90%)	26 (3.52%)	8 (1.08%)	43 (5.51%)	781 (98.86%)	1 (0.13%)	8 (1.01%)	0 (0.00%)	0 (0.00%)	0 (0.00%)	790 (76.48%)	1033
Tagliata (sez. 15-16)	48 (5.41%)	112 (12.63%)	224 (25.25%)	52 (5.86%)	391 (44.08%)	11 (1.24%)	25 (2.82%)	24 (2.71%)	50 (5.34%)	937 (97.00%)	11 (1.14%)	18 (1.86%)	0 (0.00%)	0 (0.00%)	0 (0.00%)	966 (69.60%)	1388
Terme (sez. 19)	14 (4.23%)	42 (12.69%)	142 (42.90%)	15 (4.53%)	88 (26.59%)	5 (1.51%)	21 (6.34%)	4 (1.21%)	11 (3.22%)	342 (97.71%)	3 (0.86%)	5 (1.43%)	0 (0.00%)	0 (0.00%)	0 (0.00%)	350 (67.05%)	522
Villa Inferno (sez. 28)	30 (5.59%)	71 (13.22%)	141 (26.26%)	21 (3.91%)	248 (46.18%)	5 (0.93%)	10 (1.86%)	11 (2.05%)	28 (4.96%)	565 (97.58%)	4 (0.69%)	10 (1.73%)	0 (0.00%)	0 (0.00%)	0 (0.00%)	579 (64.91%)	892
Tot.	708 (4.78%)	1684 (11.38%)	4562 (30.83%)	762 (5.15%)	6041 (40.83%)	279 (1.89%)	438 (2.96%)	323 (2.18%)	891 (5.68%)	15688 (98.03%)	103 (0.64%)	210 (1.31%)	2 (0.01%)	0 (0.00%)	0 (0.00%)	16003 (69.88%)	22900

Le percentuali dei voti di lista sono calcolate rispetto al totale dei voti di lista.
 La percentuale dei voti alla sola lista regionale è calcolata rispetto al totale dei voti validi.