

























Elezioni Camera dei Deputati  
 Consultazione: Politiche 2018  
 Comune di CERVIA  
 Collegio EMILIA-ROMAGNA - 01  
 Riepilogo voti alle Liste sezione per sezione  
 Sezioni scrutinate: 29 Su 29 - DATI UFFICIOSI

Sezione																		Totale Voti Liste	Totale Voti Solo Candidato	Schede Bianche	Schede Nulle	Voti Nulli	VCNAS	Votanti	Iscritti
1	93 (24.35%)	8 (2.09%)	1 (0.26%)	3 (0.79%)	19 (4.97%)	77 (20.16%)	2 (0.52%)	10 (2.62%)	3 (0.79%)	53 (13.87%)	68 (17.80%)	19 (4.97%)	0 (0.00%)	6 (1.57%)	5 (1.31%)	14 (3.66%)	1 (0.26%)	382 (96.22%)	11 (2.77%)	2 (0.50%)	2 (0.50%)	0 (0.00%)	0 (0.00%)	397 (69.89%)	568
2	104 (17.90%)	2 (0.34%)	1 (0.17%)	3 (0.52%)	2 (0.34%)	150 (25.82%)	2 (0.34%)	28 (4.82%)	3 (0.52%)	94 (16.18%)	128 (22.03%)	32 (5.51%)	3 (0.52%)	3 (0.52%)	20 (3.44%)	3 (0.52%)	3 (0.52%)	581 (92.81%)	29 (4.63%)	7 (1.12%)	9 (1.44%)	0 (0.00%)	0 (0.00%)	626 (80.88%)	774
3	95 (23.40%)	1 (0.25%)	0 (0.00%)	10 (2.46%)	2 (0.49%)	110 (27.09%)	6 (1.48%)	12 (2.96%)	1 (0.25%)	61 (15.02%)	78 (19.21%)	14 (3.45%)	2 (0.49%)	1 (0.25%)	0 (0.00%)	12 (2.96%)	1 (0.25%)	406 (94.64%)	5 (1.17%)	5 (1.17%)	13 (3.03%)	0 (0.00%)	0 (0.00%)	429 (75.40%)	569
4	94 (20.89%)	2 (0.44%)	0 (0.00%)	3 (0.67%)	0 (0.00%)	115 (25.56%)	3 (0.67%)	7 (1.56%)	4 (0.89%)	64 (14.22%)	116 (25.78%)	16 (3.56%)	1 (0.22%)	6 (1.33%)	9 (2.00%)	4 (0.89%)	4 (0.89%)	450 (95.14%)	9 (1.90%)	1 (0.21%)	13 (2.75%)	0 (0.00%)	0 (0.00%)	473 (80.99%)	584
5	102 (21.38%)	1 (0.21%)	0 (0.00%)	2 (0.42%)	2 (0.42%)	146 (30.61%)	7 (1.47%)	14 (2.94%)	2 (0.42%)	70 (14.68%)	95 (19.92%)	17 (3.56%)	0 (0.00%)	4 (0.84%)	0 (0.00%)	14 (2.94%)	1 (0.21%)	477 (93.90%)	21 (4.13%)	3 (0.59%)	7 (1.38%)	0 (0.00%)	0 (0.00%)	508 (79.13%)	642
6	182 (23.58%)	3 (0.39%)	3 (0.39%)	4 (0.52%)	1 (0.13%)	211 (27.33%)	7 (0.91%)	25 (3.24%)	1 (0.13%)	109 (14.12%)	154 (19.95%)	23 (2.98%)	2 (0.26%)	6 (0.78%)	15 (1.94%)	22 (2.85%)	4 (0.52%)	772 (95.66%)	25 (3.10%)	6 (0.74%)	4 (0.50%)	0 (0.00%)	0 (0.00%)	807 (78.05%)	1034
7	153 (24.21%)	3 (0.47%)	0 (0.00%)	4 (0.63%)	6 (0.95%)	149 (23.58%)	7 (1.11%)	28 (4.43%)	2 (0.32%)	119 (18.83%)	100 (15.82%)	26 (4.11%)	6 (0.95%)	1 (0.16%)	2 (0.32%)	24 (3.80%)	2 (0.32%)	632 (96.19%)	11 (1.67%)	6 (0.91%)	8 (1.22%)	0 (0.00%)	0 (0.00%)	657 (79.25%)	829
8	184 (30.36%)	3 (0.50%)	0 (0.00%)	4 (0.66%)	2 (0.33%)	142 (23.43%)	6 (0.99%)	15 (2.48%)	1 (0.17%)	72 (11.88%)	125 (20.63%)	19 (3.14%)	1 (0.17%)	4 (0.66%)	1 (0.17%)	24 (3.96%)	3 (0.50%)	606 (93.09%)	22 (3.38%)	5 (0.77%)	18 (2.76%)	0 (0.00%)	0 (0.00%)	651 (79.58%)	818
9	89 (23.67%)	1 (0.27%)	0 (0.00%)	1 (0.27%)	0 (0.00%)	107 (28.46%)	2 (0.53%)	10 (2.66%)	4 (1.06%)	46 (12.23%)	66 (17.55%)	15 (3.99%)	0 (0.00%)	8 (2.13%)	7 (1.86%)	19 (5.05%)	1 (0.27%)	376 (94.47%)	9 (2.26%)	3 (0.75%)	10 (2.51%)	0 (0.00%)	0 (0.00%)	398 (77.43%)	514
10	162 (29.72%)	0 (0.00%)	2 (0.37%)	7 (1.28%)	2 (0.37%)	134 (24.59%)	0 (0.00%)	12 (2.20%)	0 (0.00%)	57 (10.46%)	128 (23.49%)	9 (1.65%)	0 (0.00%)	3 (0.55%)	5 (0.92%)	18 (3.30%)	6 (1.10%)	545 (94.13%)	20 (3.45%)	3 (0.52%)	11 (1.90%)	0 (0.00%)	0 (0.00%)	579 (79.64%)	727
11	114 (28.43%)	2 (0.50%)	1 (0.25%)	6 (1.50%)	0 (0.00%)	104 (25.94%)	8 (2.00%)	11 (2.74%)	3 (0.75%)	40 (9.98%)	83 (20.70%)	10 (2.49%)	0 (0.00%)	8 (2.00%)	1 (0.25%)	4 (1.00%)	6 (1.50%)	401 (95.02%)	10 (2.37%)	5 (1.18%)	6 (1.42%)	0 (0.00%)	0 (0.00%)	422 (78.73%)	536
12	155 (31.19%)	1 (0.20%)	1 (0.20%)	5 (1.01%)	2 (0.40%)	119 (23.94%)	3 (0.60%)	14 (2.82%)	2 (0.40%)	56 (11.27%)	83 (16.70%)	21 (4.23%)	0 (0.00%)	1 (0.20%)	8 (1.61%)	23 (4.63%)	3 (0.60%)	497 (91.70%)	23 (4.24%)	4 (0.74%)	18 (3.32%)	0 (0.00%)	0 (0.00%)	542 (76.45%)	709
13	162 (33.26%)	7 (1.44%)	1 (0.21%)	4 (0.82%)	2 (0.41%)	119 (24.44%)	2 (0.41%)	4 (0.82%)	2 (0.41%)	51 (10.47%)	82 (16.84%)	15 (3.08%)	1 (0.21%)	2 (0.41%)	6 (1.23%)	24 (4.93%)	3 (0.62%)	487 (93.30%)	22 (4.21%)	4 (0.77%)	9 (1.72%)	0 (0.00%)	0 (0.00%)	522 (76.20%)	685
14	232 (31.61%)	3 (0.41%)	0 (0.00%)	6 (0.82%)	1 (0.14%)	175 (23.84%)	0 (0.00%)	21 (2.86%)	4 (0.54%)	66 (8.99%)	153 (20.84%)	26 (3.54%)	6 (0.82%)	7 (0.95%)	9 (1.23%)	19 (2.59%)	6 (0.82%)	734 (95.20%)	22 (2.85%)	4 (0.52%)	11 (1.43%)	0 (0.00%)	0 (0.00%)	771 (80.23%)	961
15	154 (27.50%)	1 (0.18%)	3 (0.54%)	10 (1.79%)	0 (0.00%)	143 (25.54%)	1 (0.18%)	12 (2.14%)	1 (0.18%)	63 (11.25%)	135 (24.11%)	12 (2.14%)	1 (0.18%)	4 (0.71%)	4 (0.71%)	12 (2.14%)	4 (0.71%)	560 (94.59%)	21 (3.55%)	2 (0.34%)	9 (1.52%)	0 (0.00%)	0 (0.00%)	592 (80.00%)	740

Sezione																		Totale Voti Liste	Totale Voti Solo Candidate	Schede Bianche	Schede Nulle	Voti Nulli	VCNAS	Votanti	Iscritti
16	125 (26.60%)	1 (0.21%)	0 (0.00%)	3 (0.64%)	0 (0.00%)	136 (28.94%)	1 (0.21%)	9 (1.91%)	1 (0.21%)	46 (9.79%)	113 (24.04%)	15 (3.19%)	1 (0.21%)	5 (1.06%)	4 (0.85%)	8 (1.70%)	2 (0.43%)	470 (94.95%)	12 (2.42%)	3 (0.61%)	10 (2.02%)	0 (0.00%)	0 (0.00%)	495 (81.15%)	610
17	86 (17.73%)	3 (0.62%)	0 (0.00%)	4 (0.82%)	1 (0.21%)	110 (22.68%)	1 (0.21%)	11 (2.27%)	0 (0.00%)	103 (21.24%)	123 (25.36%)	20 (4.12%)	2 (0.41%)	4 (0.82%)	1 (0.21%)	14 (2.89%)	2 (0.41%)	485 (97.78%)	5 (1.01%)	2 (0.40%)	4 (0.81%)	0 (0.00%)	0 (0.00%)	496 (74.25%)	668
18	64 (15.80%)	1 (0.25%)	0 (0.00%)	3 (0.74%)	2 (0.49%)	104 (25.68%)	6 (1.48%)	3 (0.74%)	1 (0.25%)	85 (20.99%)	101 (24.94%)	19 (4.69%)	0 (0.00%)	3 (0.74%)	1 (0.25%)	10 (2.47%)	2 (0.49%)	405 (91.22%)	11 (2.48%)	6 (1.35%)	22 (4.95%)	0 (0.00%)	0 (0.00%)	444 (81.62%)	544
19	103 (27.91%)	2 (0.54%)	0 (0.00%)	5 (1.36%)	1 (0.27%)	69 (18.70%)	2 (0.54%)	16 (4.34%)	1 (0.27%)	46 (12.47%)	96 (26.02%)	11 (2.98%)	2 (0.54%)	2 (0.54%)	2 (0.54%)	10 (2.71%)	1 (0.27%)	369 (95.10%)	9 (2.32%)	3 (0.77%)	7 (1.80%)	0 (0.00%)	0 (0.00%)	388 (79.02%)	491
20	209 (29.40%)	2 (0.28%)	0 (0.00%)	6 (0.84%)	0 (0.00%)	167 (23.49%)	6 (0.84%)	18 (2.53%)	1 (0.14%)	75 (10.55%)	152 (21.38%)	19 (2.67%)	3 (0.42%)	3 (0.42%)	7 (0.98%)	36 (5.06%)	7 (0.98%)	711 (92.70%)	35 (4.56%)	5 (0.65%)	16 (2.09%)	0 (0.00%)	0 (0.00%)	767 (81.86%)	937
21	227 (29.10%)	2 (0.26%)	1 (0.13%)	1 (0.13%)	3 (0.38%)	225 (28.85%)	1 (0.13%)	15 (1.92%)	2 (0.26%)	73 (9.36%)	183 (23.46%)	12 (1.54%)	5 (0.64%)	5 (0.64%)	11 (1.41%)	12 (1.54%)	2 (0.26%)	780 (95.71%)	14 (1.72%)	6 (0.74%)	15 (1.84%)	0 (0.00%)	0 (0.00%)	815 (82.24%)	991
22	204 (30.86%)	7 (1.06%)	2 (0.30%)	7 (1.06%)	2 (0.30%)	192 (29.05%)	3 (0.45%)	19 (2.87%)	0 (0.00%)	52 (7.87%)	123 (18.61%)	15 (2.27%)	2 (0.30%)	4 (0.61%)	5 (0.76%)	20 (3.03%)	4 (0.61%)	661 (95.94%)	12 (1.74%)	3 (0.44%)	13 (1.89%)	0 (0.00%)	0 (0.00%)	689 (78.65%)	876
23	236 (29.65%)	1 (0.13%)	2 (0.25%)	12 (1.51%)	2 (0.25%)	229 (28.77%)	4 (0.50%)	14 (1.76%)	2 (0.25%)	86 (10.80%)	133 (16.71%)	17 (2.14%)	4 (0.50%)	4 (0.50%)	10 (1.26%)	37 (4.65%)	3 (0.38%)	796 (94.54%)	22 (2.61%)	8 (0.95%)	16 (1.90%)	0 (0.00%)	0 (0.00%)	842 (82.23%)	1024
24	189 (29.62%)	4 (0.63%)	0 (0.00%)	6 (0.94%)	2 (0.31%)	197 (30.88%)	4 (0.63%)	3 (0.47%)	2 (0.31%)	56 (8.78%)	113 (17.71%)	17 (2.66%)	1 (0.16%)	7 (1.10%)	3 (0.47%)	28 (4.39%)	6 (0.94%)	638 (96.37%)	20 (3.02%)	0 (0.00%)	4 (0.60%)	0 (0.00%)	0 (0.00%)	662 (81.03%)	817
25	183 (28.82%)	3 (0.47%)	1 (0.16%)	7 (1.10%)	2 (0.31%)	189 (29.76%)	1 (0.16%)	12 (1.89%)	0 (0.00%)	47 (7.40%)	153 (24.09%)	15 (2.36%)	2 (0.31%)	4 (0.63%)	2 (0.31%)	9 (1.42%)	5 (0.79%)	635 (95.20%)	19 (2.85%)	3 (0.45%)	10 (1.50%)	0 (0.00%)	0 (0.00%)	667 (81.94%)	814
26	150 (28.96%)	5 (0.97%)	2 (0.39%)	4 (0.77%)	3 (0.58%)	164 (31.66%)	2 (0.39%)	4 (0.77%)	1 (0.19%)	40 (7.72%)	81 (15.64%)	12 (2.32%)	1 (0.19%)	5 (0.97%)	10 (1.93%)	29 (5.60%)	5 (0.97%)	518 (92.67%)	27 (4.83%)	8 (1.43%)	6 (1.07%)	0 (0.00%)	0 (0.00%)	559 (79.86%)	700
27	279 (32.71%)	4 (0.47%)	3 (0.35%)	8 (0.94%)	3 (0.35%)	239 (28.02%)	3 (0.35%)	13 (1.52%)	3 (0.35%)	75 (8.79%)	156 (18.29%)	16 (1.88%)	1 (0.12%)	3 (0.35%)	5 (0.59%)	36 (4.22%)	6 (0.70%)	853 (92.52%)	38 (4.12%)	18 (1.95%)	13 (1.41%)	0 (0.00%)	0 (0.00%)	922 (78.80%)	1170
28	239 (34.74%)	14 (2.03%)	2 (0.29%)	5 (0.73%)	2 (0.29%)	146 (21.22%)	2 (0.29%)	11 (1.60%)	2 (0.29%)	63 (9.16%)	139 (20.20%)	16 (2.33%)	7 (1.02%)	6 (0.87%)	3 (0.44%)	25 (3.63%)	6 (0.87%)	688 (94.51%)	18 (2.47%)	5 (0.69%)	17 (2.34%)	0 (0.00%)	0 (0.00%)	728 (79.30%)	918
29	260 (32.91%)	10 (1.27%)	2 (0.25%)	11 (1.39%)	1 (0.13%)	185 (23.42%)	1 (0.13%)	10 (1.27%)	3 (0.38%)	79 (10.00%)	154 (19.49%)	24 (3.04%)	2 (0.25%)	11 (1.39%)	7 (0.89%)	28 (3.54%)	2 (0.25%)	790 (95.53%)	26 (3.14%)	3 (0.36%)	8 (0.97%)	0 (0.00%)	0 (0.00%)	827 (83.45%)	991
Tot.	4629 (27.71%)	97 (0.58%)	28 (0.17%)	154 (0.92%)	65 (0.39%)	4353 (26.06%)	93 (0.56%)	381 (2.28%)	52 (0.31%)	1947 (11.66%)	3414 (20.44%)	502 (3.01%)	56 (0.34%)	130 (0.78%)	143 (0.86%)	560 (3.35%)	101 (0.60%)	16705 (94.51%)	528 (2.99%)	133 (0.75%)	309 (1.75%)	0 (0.00%)	0 (0.00%)	17675 (79.47%)	22241

I voti validi comprendono anche i voti contestati e provvisoriamente assegnati.

I voti validi NON comprendono i voti assegnati al solo candidato uninominale.

Sono considerati e stampati come votanti e elettori solo quelli delle sezioni scrutinate.

Le percentuali dei voti di lista sono calcolate sul totale dei voti di lista.