




















Comune di CERVIA - Regione EMILIA ROMAGNA
Elezioni Senato della Repubblica - Consultazione: POLITICHE 2013

Riepilogo voti ai gruppi per sezioni

Sezioni scrutinate: 29 su 29 - Ultimo aggiornamento 25/02/2013-18.23 - DATI UFFICIOSI

Sezione																			Totale	Schede	Schede	Voti	VCNAS	Votanti	Iscritti
	Voti	Voti	Voti	Voti	Voti	Voti	Voti	Voti	Voti	Voti	Voti	Voti	Voti	Voti	Voti	Voti	Voti	Voti	Voti Validi	Bianche	Nulle	Nulli			
1	0	58 (14.01%)	4 (0.97%)	115 (27.78%)	2 (0.48%)	15 (3.62%)	1 (0.24%)	8 (1.93%)	3 (0.72%)	89 (21.50%)	2 (0.48%)	12 (2.90%)	4 (0.97%)	84 (20.29%)	0	5 (1.21%)	1 (0.24%)	11 (2.66%)	414 (97.18%)	2 (0.47%)	10 (2.35%)	0	0	426 (78.45%)	543
2	0	63 (11.05%)	9 (1.58%)	168 (29.47%)	2 (0.35%)	5 (0.88%)	1 (0.18%)	22 (3.86%)	12 (2.11%)	174 (30.53%)	3 (0.53%)	11 (1.93%)	0	91 (15.96%)	2 (0.35%)	2 (0.35%)	0	5 (0.88%)	570 (98.11%)	3 (0.52%)	8 (1.38%)	0	0	581 (80.47%)	722
3	1 (0.22%)	40 (8.89%)	1 (0.22%)	128 (28.44%)	0	8 (1.78%)	0	12 (2.67%)	4 (0.89%)	121 (26.89%)	0	6 (1.33%)	1 (0.22%)	110 (24.44%)	2 (0.44%)	3 (0.67%)	4 (0.89%)	9 (2.00%)	450 (97.40%)	2 (0.43%)	10 (2.16%)	0	0	462 (79.11%)	584
4	3 (0.68%)	24 (5.42%)	2 (0.45%)	155 (34.99%)	2 (0.45%)	8 (1.81%)	2 (0.45%)	7 (1.58%)	4 (0.90%)	108 (24.38%)	0	8 (1.81%)	1 (0.23%)	109 (24.60%)	3 (0.68%)	0	0	7 (1.58%)	443 (99.33%)	1 (0.22%)	2 (0.45%)	0	0	446 (82.14%)	543
5	1 (0.19%)	39 (7.51%)	4 (0.77%)	173 (33.33%)	0	7 (1.35%)	1 (0.19%)	20 (3.85%)	8 (1.54%)	133 (25.63%)	1 (0.19%)	9 (1.73%)	0	111 (21.39%)	0	2 (0.39%)	1 (0.19%)	9 (1.73%)	519 (97.92%)	2 (0.38%)	9 (1.70%)	0	0	530 (83.99%)	631
6	1 (0.12%)	67 (8.34%)	11 (1.37%)	284 (35.37%)	2 (0.25%)	22 (2.74%)	1 (0.12%)	25 (3.11%)	9 (1.12%)	186 (23.16%)	1 (0.12%)	8 (1.00%)	0	166 (20.67%)	1 (0.12%)	5 (0.62%)	1 (0.12%)	13 (1.62%)	803 (98.17%)	7 (0.86%)	8 (0.98%)	0	0	818 (81.80%)	1000
7	1 (0.16%)	56 (8.85%)	10 (1.58%)	195 (30.81%)	2 (0.32%)	10 (1.58%)	4 (0.63%)	24 (3.79%)	9 (1.42%)	166 (26.22%)	2 (0.32%)	5 (0.79%)	0	132 (20.85%)	2 (0.32%)	1 (0.16%)	0	14 (2.21%)	633 (97.84%)	4 (0.62%)	10 (1.55%)	0	0	647 (83.38%)	776
8	1 (0.17%)	50 (8.42%)	2 (0.34%)	188 (31.65%)	1 (0.17%)	11 (1.85%)	2 (0.34%)	18 (3.03%)	14 (2.36%)	138 (23.23%)	0	4 (0.67%)	0	148 (24.92%)	0	8 (1.35%)	0	9 (1.52%)	594 (97.38%)	4 (0.66%)	12 (1.97%)	0	0	610 (82.88%)	736
9	0	21 (5.22%)	3 (0.75%)	152 (37.81%)	0	9 (2.24%)	0	10 (2.49%)	1 (0.25%)	88 (21.89%)	0	6 (1.49%)	1 (0.25%)	101 (25.12%)	1 (0.25%)	5 (1.24%)	0	4 (1.00%)	402 (97.10%)	6 (1.45%)	6 (1.45%)	0	0	414 (83.13%)	498
10	0	28 (5.20%)	5 (0.93%)	195 (36.25%)	0	8 (1.49%)	2 (0.37%)	17 (3.16%)	2 (0.37%)	115 (21.38%)	2 (0.37%)	9 (1.67%)	2 (0.37%)	136 (25.28%)	1 (0.19%)	5 (0.93%)	2 (0.37%)	9 (1.67%)	538 (98.18%)	2 (0.36%)	8 (1.46%)	0	0	548 (83.03%)	660
11	2 (0.47%)	24 (5.65%)	7 (1.65%)	153 (36.00%)	1 (0.24%)	11 (2.59%)	2 (0.47%)	10 (2.35%)	2 (0.47%)	89 (20.94%)	0	9 (2.12%)	0	110 (25.88%)	1 (0.24%)	2 (0.47%)	0	2 (0.47%)	425 (98.38%)	2 (0.46%)	5 (1.16%)	0	0	432 (80.15%)	539
12	1 (0.18%)	25 (4.55%)	5 (0.91%)	198 (36.00%)	2 (0.36%)	11 (2.00%)	3 (0.55%)	14 (2.55%)	6 (1.09%)	114 (20.73%)	1 (0.18%)	6 (1.09%)	5 (0.91%)	140 (25.45%)	1 (0.18%)	8 (1.45%)	1 (0.18%)	9 (1.64%)	550 (98.21%)	4 (0.71%)	6 (1.07%)	0	0	560 (82.72%)	677
13	3 (0.62%)	33 (6.79%)	1 (0.21%)	177 (36.42%)	0	16 (3.29%)	2 (0.41%)	15 (3.09%)	5 (1.03%)	100 (20.58%)	0	2 (0.41%)	1 (0.21%)	118 (24.28%)	1 (0.21%)	2 (0.41%)	2 (0.41%)	8 (1.65%)	486 (97.98%)	2 (0.40%)	8 (1.61%)	0	0	496 (77.14%)	643
14	1 (0.14%)	42 (5.97%)	7 (0.99%)	219 (31.11%)	2 (0.28%)	22 (3.13%)	3 (0.43%)	17 (2.41%)	5 (0.71%)	160 (22.73%)	0	9 (1.28%)	2 (0.28%)	202 (28.69%)	1 (0.14%)	4 (0.57%)	1 (0.14%)	7 (0.99%)	704 (98.60%)	4 (0.56%)	6 (0.84%)	0	0	714 (82.07%)	870
15	0	26 (4.58%)	9 (1.58%)	214 (37.68%)	0	4 (0.70%)	2 (0.35%)	12 (2.11%)	6 (1.06%)	119 (20.95%)	0	2 (0.35%)	0	158 (27.82%)	2 (0.35%)	2 (0.35%)	2 (0.35%)	10 (1.76%)	568 (97.59%)	2 (0.34%)	12 (2.06%)	0	0	582 (82.44%)	706

Sezione																				Totale	Schede	Schede	Voti	VCNAS	Votanti	Iscritti	
	Voti Validi	Bianche	Nulle	Nulli	VCNAS	Votanti	Iscritti																				
16	0	27 (6.19%)	1 (0.23%)	166 (38.07%)	3 (0.69%)	8 (1.83%)	2 (0.46%)	11 (2.52%)	7 (1.61%)	103 (23.62%)	2 (0.46%)	4 (0.92%)	0	96 (22.02%)	1 (0.23%)	1 (0.23%)	0	4 (0.92%)	436 (97.10%)	1 (0.22%)	12 (2.67%)	0	0	449 (82.23%)	546		
17	0	56 (11.11%)	4 (0.79%)	136 (26.98%)	1 (0.20%)	3 (0.60%)	4 (0.79%)	19 (3.77%)	4 (0.79%)	158 (31.35%)	0	4 (0.79%)	1 (0.20%)	107 (21.23%)	0	1 (0.20%)	2 (0.40%)	4 (0.79%)	504 (98.82%)	0	6 (1.18%)	0	0	510 (82.66%)	617		
18	0	38 (9.11%)	6 (1.44%)	113 (27.10%)	0	6 (1.44%)	1 (0.24%)	15 (3.60%)	5 (1.20%)	135 (32.37%)	2 (0.48%)	5 (1.20%)	3 (0.72%)	78 (18.71%)	1 (0.24%)	5 (1.20%)	0	4 (0.96%)	417 (97.66%)	3 (0.70%)	7 (1.64%)	0	0	427 (82.43%)	518		
19	0	34 (9.37%)	6 (1.65%)	106 (29.20%)	0	5 (1.38%)	1 (0.28%)	11 (3.03%)	2 (0.55%)	86 (23.69%)	2 (0.55%)	6 (1.65%)	0	93 (25.62%)	0	1 (0.28%)	2 (0.55%)	8 (2.20%)	363 (97.06%)	0	11 (2.94%)	0	0	374 (80.43%)	465		
20	0	40 (5.66%)	1 (0.14%)	271 (38.33%)	0	10 (1.41%)	3 (0.42%)	22 (3.11%)	6 (0.85%)	145 (20.51%)	1 (0.14%)	10 (1.41%)	0	177 (25.04%)	0	3 (0.42%)	1 (0.14%)	17 (2.40%)	707 (97.92%)	3 (0.42%)	12 (1.66%)	0	0	722 (82.42%)	876		
21	0	55 (7.05%)	7 (0.90%)	312 (40.00%)	3 (0.38%)	13 (1.67%)	2 (0.26%)	20 (2.56%)	12 (1.54%)	139 (17.82%)	1 (0.13%)	7 (0.90%)	4 (0.51%)	188 (24.10%)	2 (0.26%)	6 (0.77%)	0	9 (1.15%)	780 (97.01%)	10 (1.24%)	14 (1.74%)	0	0	804 (87.49%)	919		
22	2 (0.30%)	36 (5.40%)	5 (0.75%)	280 (41.98%)	0	12 (1.80%)	1 (0.15%)	13 (1.95%)	5 (0.75%)	90 (13.49%)	1 (0.15%)	9 (1.35%)	0	183 (27.44%)	0	16 (2.40%)	1 (0.15%)	13 (1.95%)	667 (98.23%)	3 (0.44%)	9 (1.33%)	0	0	679 (83.83%)	810		
23	3 (0.36%)	53 (6.34%)	4 (0.48%)	383 (45.81%)	3 (0.36%)	18 (2.15%)	1 (0.12%)	24 (2.87%)	4 (0.48%)	111 (13.28%)	0	9 (1.08%)	0	197 (23.56%)	2 (0.24%)	7 (0.84%)	1 (0.12%)	16 (1.91%)	836 (98.12%)	5 (0.59%)	11 (1.29%)	0	0	852 (85.29%)	999		
24	2 (0.31%)	25 (3.88%)	5 (0.78%)	304 (47.20%)	0	7 (1.09%)	2 (0.31%)	9 (1.40%)	2 (0.31%)	93 (14.44%)	0	10 (1.55%)	4 (0.62%)	160 (24.84%)	3 (0.47%)	6 (0.93%)	1 (0.16%)	11 (1.71%)	644 (97.87%)	3 (0.46%)	11 (1.67%)	0	0	658 (82.87%)	794		
25	1 (0.16%)	28 (4.41%)	8 (1.26%)	282 (44.41%)	1 (0.16%)	9 (1.42%)	3 (0.47%)	17 (2.68%)	6 (0.94%)	101 (15.91%)	0	9 (1.42%)	0	147 (23.15%)	2 (0.31%)	5 (0.79%)	3 (0.47%)	13 (2.05%)	635 (98.60%)	3 (0.47%)	6 (0.93%)	0	0	644 (83.42%)	772		
26	3 (0.53%)	25 (4.40%)	5 (0.88%)	253 (44.54%)	3 (0.53%)	14 (2.46%)	4 (0.70%)	17 (2.99%)	5 (0.88%)	83 (14.61%)	3 (0.53%)	8 (1.41%)	1 (0.18%)	131 (23.06%)	4 (0.70%)	3 (0.53%)	0	6 (1.06%)	568 (97.76%)	7 (1.20%)	6 (1.03%)	0	0	581 (84.94%)	684		
27	1 (0.11%)	42 (4.67%)	3 (0.33%)	392 (43.60%)	2 (0.22%)	34 (3.78%)	6 (0.67%)	21 (2.34%)	7 (0.78%)	137 (15.24%)	0	3 (0.33%)	3 (0.33%)	222 (24.69%)	2 (0.22%)	10 (1.11%)	1 (0.11%)	13 (1.45%)	899 (96.98%)	6 (0.65%)	22 (2.37%)	0	0	927 (85.67%)	1082		
28	1 (0.15%)	45 (6.75%)	4 (0.60%)	240 (35.98%)	1 (0.15%)	10 (1.50%)	1 (0.15%)	18 (2.70%)	3 (0.45%)	106 (15.89%)	1 (0.15%)	7 (1.05%)	3 (0.45%)	200 (29.99%)	1 (0.15%)	13 (1.95%)	3 (0.45%)	10 (1.50%)	667 (98.09%)	1 (0.15%)	12 (1.76%)	0	0	680 (83.54%)	814		
29	0	53 (7.14%)	9 (1.21%)	277 (37.33%)	1 (0.13%)	18 (2.43%)	2 (0.27%)	13 (1.75%)	10 (1.35%)	126 (16.98%)	1 (0.13%)	24 (3.23%)	1 (0.13%)	181 (24.39%)	2 (0.27%)	9 (1.21%)	4 (0.54%)	11 (1.48%)	742 (96.74%)	4 (0.52%)	21 (2.74%)	0	0	767 (87.26%)	879		
Tot.	28 (0.17%)	1153 (6.80%)	148 (0.87%)	6229 (36.72%)	34 (0.20%)	334 (1.97%)	59 (0.35%)	461 (2.72%)	168 (0.99%)	3513 (20.71%)	26 (0.15%)	221 (1.30%)	37 (0.22%)	4076 (24.03%)	38 (0.22%)	140 (0.83%)	34 (0.20%)	265 (1.56%)	16964 (97.83%)	96 (0.55%)	280 (1.61%)	0	0	17340 (82.95%)	20903		

Sono considerati e stampati come votanti e elettori solo quelli delle sezioni scrutinate.

Le percentuali dei voti dei gruppi/coalizioni sono calcolate sul totale dei voti validi, mentre le restanti percentuali sono calcolate rispetto al totale votanti