

























**Comune di CERVIA - Italia Italia Nord-Orientale**  
**Elezioni Europee - Consultazione: Elezioni Europee e Comunali 2014**  
**Riepilogo voti alle liste per sezione**

Sezioni scrutinate: 29 su 29 - Ultimo aggiornamento 26/05/2014-2.42 - DATI UFFICIOSI

Sez.													Totale Voti Validi	Schede Bianche	Schede Nulle	Voti Nulli	VCNAS	Votanti	Iscritti
1	63 (16.15%)	171 (43.85%)	61 (15.64%)	0	29 (7.44%)	12 (3.08%)	2 (0.51%)	1 (0.26%)	2 (0.51%)	5 (1.28%)	28 (7.18%)	16 (4.10%)	390 (94.20%)	7 (1.69%)	17 (4.11%)	0	0	414 (56.25%)	736
2	86 (15.14%)	251 (44.19%)	125 (22.01%)	0	24 (4.23%)	29 (5.11%)	8 (1.41%)	0	0	6 (1.06%)	17 (2.99%)	22 (3.87%)	568 (96.43%)	6 (1.02%)	15 (2.55%)	0	0	589 (76.79%)	767
3	89 (22.31%)	183 (45.86%)	74 (18.55%)	0	14 (3.51%)	7 (1.75%)	2 (0.50%)	1 (0.25%)	0	5 (1.25%)	10 (2.51%)	14 (3.51%)	399 (94.55%)	10 (2.37%)	13 (3.08%)	0	0	422 (71.28%)	592
4	88 (19.86%)	206 (46.50%)	85 (19.19%)	0	11 (2.48%)	13 (2.93%)	0	1 (0.23%)	2 (0.45%)	5 (1.13%)	10 (2.26%)	22 (4.97%)	443 (96.72%)	7 (1.53%)	8 (1.75%)	0	0	458 (76.08%)	602
5	97 (19.76%)	228 (46.44%)	94 (19.14%)	0	21 (4.28%)	9 (1.83%)	3 (0.61%)	2 (0.41%)	2 (0.41%)	1 (0.20%)	15 (3.05%)	19 (3.87%)	491 (94.61%)	11 (2.12%)	17 (3.28%)	0	0	519 (76.66%)	677
6	136 (17.75%)	379 (49.48%)	136 (17.75%)	0	10 (1.31%)	19 (2.48%)	8 (1.04%)	1 (0.13%)	1 (0.13%)	11 (1.44%)	33 (4.31%)	32 (4.18%)	766 (96.23%)	12 (1.51%)	18 (2.26%)	0	0	796 (73.30%)	1086
7	123 (19.74%)	280 (44.94%)	124 (19.90%)	0	22 (3.53%)	20 (3.21%)	6 (0.96%)	4 (0.64%)	2 (0.32%)	8 (1.28%)	10 (1.61%)	24 (3.85%)	623 (97.96%)	7 (1.10%)	6 (0.94%)	0	0	636 (75.18%)	846
8	138 (24.04%)	268 (46.69%)	79 (13.76%)	0	15 (2.61%)	17 (2.96%)	7 (1.22%)	0	0	6 (1.05%)	20 (3.48%)	24 (4.18%)	574 (97.45%)	7 (1.19%)	8 (1.36%)	0	0	589 (72.63%)	811
9	78 (20.00%)	192 (49.23%)	50 (12.82%)	0	15 (3.85%)	10 (2.56%)	4 (1.03%)	2 (0.51%)	0	3 (0.77%)	17 (4.36%)	19 (4.87%)	390 (96.06%)	8 (1.97%)	8 (1.97%)	0	0	406 (75.19%)	540
10	111 (21.81%)	279 (54.81%)	74 (14.54%)	0	4 (0.79%)	9 (1.77%)	4 (0.79%)	2 (0.39%)	0	6 (1.18%)	6 (1.18%)	14 (2.75%)	509 (96.40%)	7 (1.33%)	11 (2.08%)	0	1 (0.19%)	528 (73.44%)	719
11	81 (20.10%)	208 (51.61%)	63 (15.63%)	0	6 (1.49%)	7 (1.74%)	4 (0.99%)	3 (0.74%)	0	3 (0.74%)	8 (1.99%)	20 (4.96%)	403 (98.05%)	2 (0.49%)	6 (1.46%)	0	0	411 (69.66%)	590
12	101 (19.09%)	265 (50.09%)	83 (15.69%)	1 (0.19%)	5 (0.95%)	17 (3.21%)	5 (0.95%)	3 (0.57%)	3 (0.57%)	6 (1.13%)	22 (4.16%)	18 (3.40%)	529 (94.63%)	4 (0.72%)	24 (4.29%)	0	2 (0.36%)	559 (73.65%)	759
13	113 (23.59%)	233 (48.64%)	67 (13.99%)	0	14 (2.92%)	12 (2.51%)	2 (0.42%)	1 (0.21%)	1 (0.21%)	4 (0.84%)	15 (3.13%)	17 (3.55%)	479 (96.77%)	7 (1.41%)	9 (1.82%)	0	0	495 (71.12%)	696
14	156 (23.49%)	344 (51.81%)	76 (11.45%)	0	16 (2.41%)	16 (2.41%)	4 (0.60%)	0	1 (0.15%)	9 (1.36%)	13 (1.96%)	29 (4.37%)	664 (95.82%)	8 (1.15%)	21 (3.03%)	0	0	693 (72.79%)	952
15	137 (26.55%)	277 (53.68%)	54 (10.47%)	0	6 (1.16%)	9 (1.74%)	1 (0.19%)	3 (0.58%)	1 (0.19%)	4 (0.78%)	7 (1.36%)	17 (3.29%)	516 (96.09%)	9 (1.68%)	12 (2.23%)	0	0	537 (73.36%)	732

Sez.													Totale Voti Validi	Schede Bianche	Schede Nulle	Voti Nulli	VCNAS	Votanti	Iscritti
16	89 (20.75%)	227 (52.91%)	56 (13.05%)	0	9 (2.10%)	19 (4.43%)	0	0	0	6 (1.40%)	5 (1.17%)	18 (4.20%)	429 (96.19%)	7 (1.57%)	10 (2.24%)	0	0	446 (73.48%)	607
17	85 (18.01%)	197 (41.74%)	101 (21.40%)	1 (0.21%)	21 (4.45%)	16 (3.39%)	1 (0.21%)	2 (0.42%)	0	7 (1.48%)	4 (0.85%)	37 (7.84%)	472 (97.52%)	2 (0.41%)	10 (2.07%)	0	0	484 (73.78%)	656
18	59 (15.17%)	169 (43.44%)	96 (24.68%)	2 (0.51%)	13 (3.34%)	11 (2.83%)	4 (1.03%)	2 (0.51%)	0	3 (0.77%)	10 (2.57%)	20 (5.14%)	389 (97.74%)	5 (1.26%)	4 (1.01%)	0	0	398 (72.23%)	551
19	75 (20.66%)	152 (41.87%)	65 (17.91%)	0	8 (2.20%)	16 (4.41%)	0	2 (0.55%)	0	5 (1.38%)	10 (2.75%)	30 (8.26%)	363 (97.84%)	3 (0.81%)	5 (1.35%)	0	0	371 (72.89%)	509
20	155 (22.69%)	322 (47.14%)	99 (14.49%)	0	19 (2.78%)	17 (2.49%)	1 (0.15%)	2 (0.29%)	0	11 (1.61%)	31 (4.54%)	26 (3.81%)	683 (97.99%)	9 (1.29%)	5 (0.72%)	0	0	697 (72.38%)	963
21	132 (17.65%)	406 (54.28%)	96 (12.83%)	1 (0.13%)	11 (1.47%)	25 (3.34%)	2 (0.27%)	3 (0.40%)	1 (0.13%)	9 (1.20%)	30 (4.01%)	32 (4.28%)	748 (97.02%)	11 (1.43%)	12 (1.56%)	0	0	771 (76.72%)	1005
22	159 (24.84%)	329 (51.41%)	57 (8.91%)	1 (0.16%)	12 (1.88%)	15 (2.34%)	4 (0.63%)	7 (1.09%)	0	4 (0.63%)	21 (3.28%)	31 (4.84%)	640 (95.38%)	8 (1.19%)	23 (3.43%)	0	0	671 (76.60%)	876
23	159 (20.20%)	459 (58.32%)	69 (8.77%)	1 (0.13%)	9 (1.14%)	16 (2.03%)	4 (0.51%)	2 (0.25%)	2 (0.25%)	2 (0.25%)	27 (3.43%)	37 (4.70%)	787 (97.28%)	9 (1.11%)	13 (1.61%)	0	0	809 (75.26%)	1075
24	123 (21.21%)	326 (56.21%)	57 (9.83%)	1 (0.17%)	9 (1.55%)	13 (2.24%)	4 (0.69%)	3 (0.52%)	3 (0.52%)	5 (0.86%)	18 (3.10%)	18 (3.10%)	580 (97.48%)	7 (1.18%)	8 (1.34%)	0	0	595 (69.43%)	857
25	136 (22.37%)	335 (55.10%)	71 (11.68%)	0	8 (1.32%)	11 (1.81%)	4 (0.66%)	1 (0.16%)	0	2 (0.33%)	8 (1.32%)	32 (5.26%)	608 (98.22%)	3 (0.48%)	8 (1.29%)	0	0	619 (75.49%)	820
26	92 (18.55%)	302 (60.89%)	43 (8.67%)	0	8 (1.61%)	10 (2.02%)	5 (1.01%)	0	0	5 (1.01%)	17 (3.43%)	14 (2.82%)	496 (96.69%)	4 (0.78%)	13 (2.53%)	0	0	513 (71.35%)	719
27	170 (19.56%)	517 (59.49%)	82 (9.44%)	1 (0.12%)	20 (2.30%)	16 (1.84%)	4 (0.46%)	2 (0.23%)	0	8 (0.92%)	21 (2.42%)	28 (3.22%)	869 (96.66%)	10 (1.11%)	20 (2.22%)	0	0	899 (75.99%)	1183
28	149 (23.43%)	328 (51.57%)	69 (10.85%)	1 (0.16%)	13 (2.04%)	21 (3.30%)	5 (0.79%)	3 (0.47%)	0	3 (0.47%)	17 (2.67%)	27 (4.25%)	636 (94.78%)	6 (0.89%)	24 (3.58%)	0	5 (0.75%)	671 (73.66%)	911
29	146 (21.04%)	361 (52.02%)	100 (14.41%)	1 (0.14%)	14 (2.02%)	17 (2.45%)	4 (0.58%)	3 (0.43%)	1 (0.14%)	8 (1.15%)	16 (2.31%)	23 (3.31%)	694 (96.79%)	11 (1.53%)	12 (1.67%)	0	0	717 (74.38%)	964
<b>Tot.</b>	<b>3326</b> <b>(20.61%)</b>	<b>8194</b> <b>(50.77%)</b>	<b>2306</b> <b>(14.29%)</b>	<b>11</b> <b>(0.07%)</b>	<b>386</b> <b>(2.39%)</b>	<b>429</b> <b>(2.66%)</b>	<b>102</b> <b>(0.63%)</b>	<b>56</b> <b>(0.35%)</b>	<b>22</b> <b>(0.14%)</b>	<b>160</b> <b>(0.99%)</b>	<b>466</b> <b>(2.89%)</b>	<b>680</b> <b>(4.21%)</b>	<b>16138</b> <b>(96.56%)</b>	<b>207</b> <b>(1.24%)</b>	<b>360</b> <b>(2.15%)</b>	<b>0</b>	<b>8</b> <b>(0.05%)</b>	<b>16713</b> <b>(73.30%)</b>	<b>22801</b>

Le percentuali dei voti di lista sono calcolate rispetto al totale dei voti di lista validi, mentre le restanti sono calcolate rispetto al totale votanti