





























Comune di CERVIA - ITALIA NORD-ORIENTALE
Elezioni Europee 2009
Riepilogo voti alle liste per sezione

Sez.															Totale Voti Validi	Schede Bianche	Schede Nulle	Voti Nulli	VCNAS	Votanti	Iscritti
1	1 (0.24%)	1 (0.24%)	28 (6.80%)	11 (2.67%)	22 (5.34%)	4 (0.97%)	140 (33.98%)	17 (4.13%)	40 (9.71%)	18 (4.37%)	1 (0.24%)	124 (30.10%)	1 (0.24%)	4 (0.97%)	412 (97.86%)	3 (0.71%)	6 (1.43%)	0	0	421 (59.97%)	702
2	0	2 (0.30%)	64 (9.71%)	6 (0.91%)	8 (1.21%)	9 (1.37%)	315 (47.80%)	23 (3.49%)	25 (3.79%)	38 (5.77%)	1 (0.15%)	166 (25.19%)	0	2 (0.30%)	659 (97.05%)	9 (1.33%)	11 (1.62%)	0	0	679 (82.20%)	826
3	0	2 (0.44%)	37 (8.11%)	15 (3.29%)	18 (3.95%)	8 (1.75%)	149 (32.68%)	17 (3.73%)	18 (3.95%)	36 (7.89%)	1 (0.22%)	153 (33.55%)	0	2 (0.44%)	456 (96.82%)	4 (0.85%)	11 (2.34%)	0	0	471 (75.72%)	622
4	0	3 (0.61%)	39 (7.99%)	8 (1.64%)	7 (1.43%)	1 (0.20%)	181 (37.09%)	6 (1.23%)	19 (3.89%)	38 (7.79%)	1 (0.20%)	180 (36.89%)	0	5 (1.02%)	488 (97.80%)	3 (0.60%)	8 (1.60%)	0	0	499 (80.74%)	618
5	0	1 (0.19%)	40 (7.41%)	4 (0.74%)	14 (2.59%)	4 (0.74%)	230 (42.59%)	15 (2.78%)	19 (3.52%)	24 (4.44%)	2 (0.37%)	186 (34.44%)	0	1 (0.19%)	540 (96.43%)	9 (1.61%)	11 (1.96%)	0	0	560 (79.10%)	708
6	0	11 (1.32%)	83 (9.96%)	19 (2.28%)	19 (2.28%)	6 (0.72%)	269 (32.29%)	25 (3.00%)	33 (3.96%)	63 (7.56%)	3 (0.36%)	297 (35.65%)	1 (0.12%)	4 (0.48%)	833 (97.31%)	10 (1.17%)	13 (1.52%)	0	0	856 (79.04%)	1083
7	1 (0.15%)	1 (0.15%)	49 (7.41%)	17 (2.57%)	11 (1.66%)	6 (0.91%)	241 (36.46%)	14 (2.12%)	28 (4.24%)	44 (6.66%)	3 (0.45%)	239 (36.16%)	3 (0.45%)	4 (0.61%)	661 (97.21%)	12 (1.76%)	7 (1.03%)	0	0	680 (79.53%)	855
8	2 (0.36%)	5 (0.89%)	58 (10.36%)	11 (1.96%)	23 (4.11%)	3 (0.54%)	207 (36.96%)	14 (2.50%)	29 (5.18%)	26 (4.64%)	3 (0.54%)	179 (31.96%)	0	0	560 (97.56%)	7 (1.22%)	7 (1.22%)	0	0	574 (78.20%)	734
9	1 (0.24%)	4 (0.96%)	38 (9.11%)	11 (2.64%)	14 (3.36%)	2 (0.48%)	132 (31.65%)	12 (2.88%)	14 (3.36%)	27 (6.47%)	0	162 (38.85%)	0	0	417 (97.43%)	2 (0.47%)	9 (2.10%)	0	0	428 (78.82%)	543
10	1 (0.20%)	2 (0.39%)	45 (8.79%)	9 (1.76%)	15 (2.93%)	4 (0.78%)	167 (32.62%)	10 (1.95%)	26 (5.08%)	29 (5.66%)	0	196 (38.28%)	0	8 (1.56%)	512 (95.52%)	7 (1.31%)	17 (3.17%)	0	0	536 (78.48%)	683
11	0	1 (0.23%)	49 (11.32%)	17 (3.93%)	7 (1.62%)	6 (1.39%)	145 (33.49%)	6 (1.39%)	13 (3.00%)	28 (6.47%)	1 (0.23%)	158 (36.49%)	0	2 (0.46%)	433 (96.65%)	7 (1.56%)	8 (1.79%)	0	0	448 (75.55%)	593
12	0	8 (1.37%)	37 (6.35%)	11 (1.89%)	27 (4.63%)	3 (0.51%)	196 (33.62%)	16 (2.74%)	21 (3.60%)	40 (6.86%)	1 (0.17%)	219 (37.56%)	1 (0.17%)	3 (0.51%)	583 (96.36%)	8 (1.32%)	14 (2.31%)	0	0	605 (77.66%)	779
13	1 (0.19%)	5 (0.97%)	50 (9.67%)	11 (2.13%)	26 (5.03%)	4 (0.77%)	179 (34.62%)	16 (3.09%)	19 (3.68%)	36 (6.96%)	2 (0.39%)	162 (31.33%)	1 (0.19%)	5 (0.97%)	517 (97.92%)	1 (0.19%)	10 (1.89%)	0	0	528 (75.64%)	698
14	0	5 (0.82%)	53 (8.73%)	13 (2.14%)	27 (4.45%)	7 (1.15%)	213 (35.09%)	21 (3.46%)	27 (4.45%)	45 (7.41%)	7 (1.15%)	186 (30.64%)	0	3 (0.49%)	607 (95.89%)	11 (1.74%)	15 (2.37%)	0	0	633 (75.45%)	839
15	0	5 (0.88%)	68 (11.93%)	11 (1.93%)	17 (2.98%)	4 (0.70%)	163 (28.60%)	17 (2.98%)	26 (4.56%)	38 (6.67%)	5 (0.88%)	209 (36.67%)	1 (0.18%)	6 (1.05%)	570 (96.61%)	4 (0.68%)	16 (2.71%)	0	0	590 (77.33%)	763
16	1 (0.22%)	4 (0.88%)	47 (10.33%)	13 (2.86%)	16 (3.52%)	5 (1.10%)	135 (29.67%)	13 (2.86%)	19 (4.18%)	37 (8.13%)	1 (0.22%)	164 (36.04%)	0	0	455 (96.60%)	5 (1.06%)	11 (2.34%)	0	0	471 (77.21%)	610

Comune di CERVIA - ITALIA NORD-ORIENTALE
Elezioni Europee 2009
Riepilogo voti alle liste per sezione

Sez.															Totale Voti Validi	Schede Bianche	Schede Nulle	Voti Nulli	VCNAS	Votanti	Iscritti
17	0	1	56	7	6	4	230	22	22	12	4	137	0	3	504	3	5	0	0	512	689
		(0.20%)	(11.11%)	(1.39%)	(1.19%)	(0.79%)	(45.63%)	(4.37%)	(4.37%)	(2.38%)	(0.79%)	(27.18%)		(0.60%)	(98.44%)	(0.59%)	(0.98%)			(74.31%)	
18	0	4	45	10	13	3	179	18	4	19	3	125	0	1	424	4	7	0	0	435	561
		(0.94%)	(10.61%)	(2.36%)	(3.07%)	(0.71%)	(42.22%)	(4.25%)	(0.94%)	(4.48%)	(0.71%)	(29.48%)		(0.24%)	(97.47%)	(0.92%)	(1.61%)			(77.54%)	
19	1	5	44	13	17	3	160	10	9	20	1	92	2	2	379	4	8	0	0	391	524
	(0.26%)	(1.32%)	(11.61%)	(3.43%)	(4.49%)	(0.79%)	(42.22%)	(2.64%)	(2.37%)	(5.28%)	(0.26%)	(24.27%)	(0.53%)	(0.53%)	(96.93%)	(1.02%)	(2.05%)			(74.62%)	
20	0	7	67	6	23	3	238	23	22	36	3	281	0	3	712	14	15	0	0	741	974
		(0.98%)	(9.41%)	(0.84%)	(3.23%)	(0.42%)	(33.43%)	(3.23%)	(3.09%)	(5.06%)	(0.42%)	(39.47%)		(0.42%)	(96.09%)	(1.89%)	(2.02%)			(76.08%)	
21	1	13	84	10	35	3	232	15	21	36	1	316	0	4	771	7	11	0	0	789	982
	(0.13%)	(1.69%)	(10.89%)	(1.30%)	(4.54%)	(0.39%)	(30.09%)	(1.95%)	(2.72%)	(4.67%)	(0.13%)	(40.99%)		(0.52%)	(97.72%)	(0.89%)	(1.39%)			(80.35%)	
22	1	7	74	14	33	1	167	14	25	50	0	319	1	0	706	9	13	0	0	728	900
	(0.14%)	(0.99%)	(10.48%)	(1.98%)	(4.67%)	(0.14%)	(23.65%)	(1.98%)	(3.54%)	(7.08%)		(45.18%)	(0.14%)		(96.98%)	(1.24%)	(1.79%)			(80.89%)	
23	0	8	72	10	35	4	211	10	22	37	0	398	0	2	809	4	15	0	0	828	1023
		(0.99%)	(8.90%)	(1.24%)	(4.33%)	(0.49%)	(26.08%)	(1.24%)	(2.72%)	(4.57%)		(49.20%)		(0.25%)	(97.71%)	(0.48%)	(1.81%)			(80.94%)	
24	0	7	52	10	14	4	141	17	25	27	1	351	0	3	652	11	8	0	0	671	883
		(1.07%)	(7.98%)	(1.53%)	(2.15%)	(0.61%)	(21.63%)	(2.61%)	(3.83%)	(4.14%)	(0.15%)	(53.83%)		(0.46%)	(97.17%)	(1.64%)	(1.19%)			(75.99%)	
25	1	4	55	17	18	3	152	10	13	27	1	311	0	6	618	10	10	0	0	638	829
	(0.16%)	(0.65%)	(8.90%)	(2.75%)	(2.91%)	(0.49%)	(24.60%)	(1.62%)	(2.10%)	(4.37%)	(0.16%)	(50.32%)		(0.97%)	(96.87%)	(1.57%)	(1.57%)			(76.96%)	
26	0	2	48	17	29	5	125	11	22	37	1	264	0	4	565	11	7	0	3	586	720
		(0.35%)	(8.50%)	(3.01%)	(5.13%)	(0.88%)	(22.12%)	(1.95%)	(3.89%)	(6.55%)	(0.18%)	(46.73%)		(0.71%)	(96.42%)	(1.88%)	(1.19%)		(0.51%)	(81.39%)	
27	0	10	82	18	31	5	199	14	29	40	2	461	1	2	894	11	24	0	2	931	1156
		(1.12%)	(9.17%)	(2.01%)	(3.47%)	(0.56%)	(22.26%)	(1.57%)	(3.24%)	(4.47%)	(0.22%)	(51.57%)	(0.11%)	(0.22%)	(96.03%)	(1.18%)	(2.58%)		(0.21%)	(80.54%)	
28	0	7	56	12	26	4	200	14	24	40	3	273	1	1	661	11	21	0	0	693	897
		(1.06%)	(8.47%)	(1.82%)	(3.93%)	(0.61%)	(30.26%)	(2.12%)	(3.63%)	(6.05%)	(0.45%)	(41.30%)	(0.15%)	(0.15%)	(95.38%)	(1.59%)	(3.03%)			(77.26%)	
29	0	8	43	23	19	4	216	9	19	70	3	288	0	3	705	14	22	0	0	741	937
		(1.13%)	(6.10%)	(3.26%)	(2.70%)	(0.57%)	(30.64%)	(1.28%)	(2.70%)	(9.93%)	(0.43%)	(40.85%)		(0.43%)	(95.14%)	(1.89%)	(2.97%)			(79.08%)	
Tot.	12	143	1563	354	570	122	5512	429	633	1018	55	6596	13	83	17103	215	340	0	5	17663	22731
	(0.07%)	(0.84%)	(9.14%)	(2.07%)	(3.33%)	(0.71%)	(32.23%)	(2.51%)	(3.70%)	(5.95%)	(0.32%)	(38.57%)	(0.08%)	(0.49%)	(96.83%)	(1.22%)	(1.92%)		(0.03%)	(77.70%)	

Le percentuali dei voti di lista sono calcolate rispetto al totale dei voti di lista validi, mentre le restanti sono calcolate rispetto al totale votanti