















Comune di CERVIA - ITALIA NORD-ORIENTALE
Elezioni Europee 2009
Riepilogo voti alle liste per area

Sez.															Totale Voti Validi	Schede Bianche	Schede Nulle	Voti Nulli	VCNAS	Votanti	Iscritti
Bova (sez. 8-9)	3 (0.31%)	9 (0.92%)	96 (9.83%)	22 (2.25%)	37 (3.79%)	5 (0.51%)	339 (34.70%)	26 (2.66%)	43 (4.40%)	53 (5.42%)	3 (0.31%)	341 (34.90%)	0	0	977 (97.50%)	9 (0.90%)	16 (1.60%)	0	0	1002 (78.47%)	1277
Cannuzzo (sez. 26)	0	2 (0.35%)	48 (8.50%)	17 (3.01%)	29 (5.13%)	5 (0.88%)	125 (22.12%)	11 (1.95%)	22 (3.89%)	37 (6.55%)	1 (0.18%)	264 (46.73%)	0	4 (0.71%)	565 (96.42%)	11 (1.88%)	7 (1.19%)	0	3 (0.51%)	586 (81.39%)	720
Castiglione (sez. 24-25)	1 (0.08%)	11 (0.87%)	107 (8.43%)	27 (2.13%)	32 (2.52%)	7 (0.55%)	293 (23.07%)	27 (2.13%)	38 (2.99%)	54 (4.25%)	2 (0.16%)	662 (52.13%)	0	9 (0.71%)	1270 (97.02%)	21 (1.60%)	18 (1.38%)	0	0	1309 (76.46%)	1712
Cervia centro (sez. 1-2-6-7)	2 (0.08%)	15 (0.58%)	224 (8.73%)	53 (2.07%)	60 (2.34%)	25 (0.97%)	965 (37.62%)	79 (3.08%)	126 (4.91%)	163 (6.35%)	8 (0.31%)	826 (32.20%)	5 (0.19%)	14 (0.55%)	2565 (97.31%)	34 (1.29%)	37 (1.40%)	0	0	2636 (76.05%)	3466
Di Vittorio (sez. 3-4-5)	0	6 (0.40%)	116 (7.82%)	27 (1.82%)	39 (2.63%)	13 (0.88%)	560 (37.74%)	38 (2.56%)	56 (3.77%)	98 (6.60%)	4 (0.27%)	519 (34.97%)	0	8 (0.54%)	1484 (96.99%)	16 (1.05%)	30 (1.96%)	0	0	1530 (78.54%)	1948
Malva (sez. 20-21-22)	2 (0.09%)	27 (1.23%)	225 (10.28%)	30 (1.37%)	91 (4.16%)	7 (0.32%)	637 (29.10%)	52 (2.38%)	68 (3.11%)	122 (5.57%)	4 (0.18%)	916 (41.85%)	1 (0.05%)	7 (0.32%)	2189 (96.94%)	30 (1.33%)	39 (1.73%)	0	0	2258 (79.06%)	2856
Milano Marittima (sez. 17-18)	0	5 (0.54%)	101 (10.88%)	17 (1.83%)	19 (2.05%)	7 (0.75%)	409 (44.07%)	40 (4.31%)	26 (2.80%)	31 (3.34%)	7 (0.75%)	262 (28.23%)	0	4 (0.43%)	928 (97.99%)	7 (0.74%)	12 (1.27%)	0	0	947 (75.76%)	1250
Montaletto (sez. 29)	0	8 (1.13%)	43 (6.10%)	23 (3.26%)	19 (2.70%)	4 (0.57%)	216 (30.64%)	9 (1.28%)	19 (2.70%)	70 (9.93%)	3 (0.43%)	288 (40.85%)	0	3 (0.43%)	705 (95.14%)	14 (1.89%)	22 (2.97%)	0	0	741 (79.08%)	937
Pinarella (sez. 10-11-12-13-14)	2 (0.08%)	21 (0.79%)	234 (8.82%)	61 (2.30%)	102 (3.85%)	24 (0.90%)	900 (33.94%)	69 (2.60%)	106 (4.00%)	178 (6.71%)	11 (0.41%)	921 (34.73%)	2 (0.08%)	21 (0.79%)	2652 (96.44%)	34 (1.24%)	64 (2.33%)	0	0	2750 (76.56%)	3592
Pisignano (sez. 27)	0	10 (1.12%)	82 (9.17%)	18 (2.01%)	31 (3.47%)	5 (0.56%)	199 (22.26%)	14 (1.57%)	29 (3.24%)	40 (4.47%)	2 (0.22%)	461 (51.57%)	1 (0.11%)	2 (0.22%)	894 (96.03%)	11 (1.18%)	24 (2.58%)	0	2 (0.21%)	931 (80.54%)	1156
Savio (sez. 23)	0	8 (0.99%)	72 (8.90%)	10 (1.24%)	35 (4.33%)	4 (0.49%)	211 (26.08%)	10 (1.24%)	22 (2.72%)	37 (4.57%)	0	398 (49.20%)	0	2 (0.25%)	809 (97.71%)	4 (0.48%)	15 (1.81%)	0	0	828 (80.94%)	1023
Tagliata (sez. 15-16)	1 (0.10%)	9 (0.88%)	115 (11.22%)	24 (2.34%)	33 (3.22%)	9 (0.88%)	298 (29.07%)	30 (2.93%)	45 (4.39%)	75 (7.32%)	6 (0.59%)	373 (36.39%)	1 (0.10%)	6 (0.59%)	1025 (96.61%)	9 (0.85%)	27 (2.54%)	0	0	1061 (77.28%)	1373
Terme (sez. 19)	1 (0.26%)	5 (1.32%)	44 (11.61%)	13 (3.43%)	17 (4.49%)	3 (0.79%)	160 (42.22%)	10 (2.64%)	9 (2.37%)	20 (5.28%)	1 (0.26%)	92 (24.27%)	2 (0.53%)	2 (0.53%)	379 (96.93%)	4 (1.02%)	8 (2.05%)	0	0	391 (74.62%)	524
Villa Inferno (sez. 28)	0	7 (1.06%)	56 (8.47%)	12 (1.82%)	26 (3.93%)	4 (0.61%)	200 (30.26%)	14 (2.12%)	24 (3.63%)	40 (6.05%)	3 (0.45%)	273 (41.30%)	1 (0.15%)	1 (0.15%)	661 (95.38%)	11 (1.59%)	21 (3.03%)	0	0	693 (77.26%)	897
Tot.	12 (0.07%)	143 (0.84%)	1563 (9.14%)	354 (2.07%)	570 (3.33%)	122 (0.71%)	5512 (32.23%)	429 (2.51%)	633 (3.70%)	1018 (5.95%)	55 (0.32%)	6596 (38.57%)	13 (0.08%)	83 (0.49%)	17103 (96.83%)	215 (1.22%)	340 (1.92%)	0	5 (0.03%)	17663 (77.70%)	22731

Le percentuali dei voti di lista sono calcolate rispetto al totale dei voti di lista validi, mentre le restanti sono calcolate rispetto al totale votant