








**Elezioni Comunali**  
**Consultazione: Elezioni Europee e Comunali 2019**  
**Comune di CERVIA**

**Voti liste per sezione per Sezione**  
 Sezioni scrutinate: 29 Su 29 - DATI UFFICIOSI

Sezione	1 	2 	3 	4 	5 	6 	7 	Totale Voti Validi Liste	Solo Cand. Sind.	Schede Bianche	Schede Nulle	Voti Nulli	VCNAS	Votanti	Iscritti
1	37 (10.42%)	43 (12.11%)	29 (8.17%)	99 (27.89%)	26 (7.32%)	19 (5.35%)	102 (28.73%)	355 (93.92%)	12 (3.17%)	5 (1.32%)	6 (1.59%)	0	0	378 (42.05%)	899
2	32 (6.24%)	42 (8.19%)	28 (5.46%)	162 (31.58%)	46 (8.97%)	19 (3.70%)	184 (35.87%)	513 (91.77%)	9 (1.61%)	7 (1.25%)	30 (5.37%)	0	0	559 (70.40%)	794
3	23 (6.59%)	24 (6.88%)	19 (5.44%)	121 (34.67%)	41 (11.75%)	12 (3.44%)	109 (31.23%)	349 (93.82%)	8 (2.15%)	6 (1.61%)	9 (2.42%)	0	0	372 (62.94%)	591
4	16 (4.01%)	25 (6.27%)	23 (5.76%)	136 (34.09%)	35 (8.77%)	11 (2.76%)	153 (38.35%)	399 (96.14%)	5 (1.20%)	0	11 (2.65%)	0	0	415 (69.63%)	596
5	23 (5.08%)	40 (8.83%)	30 (6.62%)	146 (32.23%)	49 (10.82%)	12 (2.65%)	153 (33.77%)	453 (96.38%)	6 (1.28%)	4 (0.85%)	7 (1.49%)	0	0	470 (69.84%)	673
6	48 (6.70%)	75 (10.47%)	34 (4.75%)	248 (34.64%)	65 (9.08%)	28 (3.91%)	218 (30.45%)	716 (95.72%)	7 (0.94%)	11 (1.47%)	14 (1.87%)	0	0	748 (69.78%)	1072
7	24 (4.19%)	41 (7.16%)	36 (6.28%)	215 (37.52%)	45 (7.85%)	17 (2.97%)	195 (34.03%)	573 (94.09%)	11 (1.81%)	5 (0.82%)	20 (3.28%)	0	0	609 (68.27%)	892
8	42 (7.54%)	34 (6.10%)	39 (7.00%)	183 (32.85%)	57 (10.23%)	17 (3.05%)	185 (33.21%)	557 (95.05%)	1 (0.17%)	6 (1.02%)	22 (3.75%)	0	0	586 (69.10%)	848
9	18 (5.37%)	22 (6.57%)	16 (4.78%)	146 (43.58%)	30 (8.96%)	17 (5.07%)	86 (25.67%)	335 (93.31%)	4 (1.11%)	7 (1.95%)	13 (3.62%)	0	0	359 (68.25%)	526
10	31 (6.07%)	37 (7.24%)	20 (3.91%)	185 (36.20%)	67 (13.11%)	16 (3.13%)	155 (30.33%)	511 (95.69%)	8 (1.50%)	4 (0.75%)	11 (2.06%)	0	0	534 (69.44%)	769
11	17 (4.83%)	13 (3.69%)	17 (4.83%)	124 (35.23%)	33 (9.38%)	18 (5.11%)	130 (36.93%)	352 (95.14%)	5 (1.35%)	9 (2.43%)	4 (1.08%)	0	0	370 (63.57%)	582
12	39 (9.24%)	29 (6.87%)	17 (4.03%)	157 (37.20%)	44 (10.43%)	18 (4.27%)	118 (27.96%)	422 (93.57%)	9 (2.00%)	5 (1.11%)	15 (3.33%)	0	0	451 (63.25%)	713
13	17 (3.85%)	25 (5.67%)	20 (4.54%)	179 (40.59%)	61 (13.83%)	19 (4.31%)	120 (27.21%)	441 (95.45%)	7 (1.52%)	5 (1.08%)	9 (1.95%)	0	0	462 (66.76%)	692
14	34 (5.16%)	43 (6.53%)	22 (3.34%)	236 (35.81%)	96 (14.57%)	23 (3.49%)	205 (31.11%)	659 (95.65%)	9 (1.31%)	5 (0.73%)	16 (2.32%)	0	0	689 (68.56%)	1005
15	23 (4.67%)	39 (7.91%)	9 (1.83%)	177 (35.90%)	72 (14.60%)	18 (3.65%)	155 (31.44%)	493 (96.29%)	6 (1.17%)	6 (1.17%)	7 (1.37%)	0	0	512 (66.24%)	773
16	36 (8.45%)	31 (7.28%)	8 (1.88%)	167 (39.20%)	42 (9.86%)	13 (3.05%)	129 (30.28%)	426 (94.46%)	4 (0.89%)	7 (1.55%)	14 (3.10%)	0	0	451 (70.14%)	643
17	23 (5.40%)	31 (7.28%)	29 (6.81%)	124 (29.11%)	32 (7.51%)	7 (1.64%)	180 (42.25%)	426 (95.09%)	10 (2.23%)	5 (1.12%)	7 (1.56%)	0	0	448 (65.69%)	682
18	10 (2.77%)	16 (4.43%)	34 (9.42%)	105 (29.09%)	25 (6.93%)	18 (4.99%)	153 (42.38%)	361 (95.25%)	7 (1.85%)	8 (2.11%)	3 (0.79%)	0	0	379 (69.29%)	547
19	21 (6.42%)	15 (4.59%)	26 (7.95%)	94 (28.75%)	27 (8.26%)	50 (15.29%)	94 (28.75%)	327 (94.51%)	5 (1.45%)	5 (1.45%)	9 (2.60%)	0	0	346 (66.03%)	524
20	25 (4.14%)	28 (4.64%)	23 (3.81%)	218 (36.09%)	82 (13.58%)	41 (6.79%)	187 (30.96%)	604 (94.67%)	8 (1.25%)	14 (2.19%)	12 (1.88%)	0	0	638 (67.73%)	942
21	44 (6.11%)	55 (7.64%)	14 (1.94%)	265 (36.81%)	81 (11.25%)	58 (8.06%)	203 (28.19%)	720 (97.17%)	8 (1.08%)	7 (0.94%)	6 (0.81%)	0	0	741 (73.00%)	1015
22	39 (6.28%)	51 (8.21%)	26 (4.19%)	227 (36.55%)	60 (9.66%)	40 (6.44%)	178 (28.66%)	621 (96.43%)	10 (1.55%)	4 (0.62%)	9 (1.40%)	0	0	644 (72.20%)	892
23	29 (4.06%)	38 (5.31%)	36 (5.03%)	316 (44.20%)	84 (11.75%)	33 (4.62%)	179 (25.03%)	715 (97.41%)	5 (0.68%)	5 (0.68%)	9 (1.23%)	0	0	734 (71.33%)	1029
24	37 (6.73%)	21 (3.82%)	25 (4.55%)	248 (45.09%)	56 (10.18%)	26 (4.73%)	137 (24.91%)	550 (94.83%)	4 (0.69%)	12 (2.07%)	14 (2.41%)	0	0	580 (68.56%)	846
25	18 (3.34%)	18 (3.34%)	8 (1.48%)	230 (42.67%)	63 (11.69%)	19 (3.53%)	183 (33.95%)	539 (95.23%)	3 (0.53%)	9 (1.59%)	15 (2.65%)	0	0	566 (66.43%)	852
26	33 (7.67%)	47 (10.93%)	5 (1.16%)	170 (39.53%)	55 (12.79%)	10 (2.33%)	110 (25.58%)	430 (94.51%)	5 (1.10%)	10 (2.20%)	10 (2.20%)	0	0	455 (64.36%)	707
27	52	26	18	352	95	27	219	789	13	11	16	0	1	830	1203

	(6.59%)	(3.30%)	(2.28%)	(44.61%)	(12.04%)	(3.42%)	(27.76%)	(95.06%)	(1.57%)	(1.33%)	(1.93%)	(0.12%)	(68.99%)		
28	31	77	24	190	86	28	157	593	7	8	12	0	0	620	925
	(5.23%)	(12.98%)	(4.05%)	(32.04%)	(14.50%)	(4.72%)	(26.48%)	(95.65%)	(1.13%)	(1.29%)	(1.94%)			(67.03%)	
29	32	70	17	242	101	36	177	675	4	7	9	0	0	695	1047
	(4.74%)	(10.37%)	(2.52%)	(35.85%)	(14.96%)	(5.33%)	(26.22%)	(97.12%)	(0.58%)	(1.01%)	(1.29%)			(66.38%)	
<b>Tot.</b>	<b>854</b>	<b>1056</b>	<b>652</b>	<b>5462</b>	<b>1656</b>	<b>670</b>	<b>4554</b>	<b>14904</b>	<b>200</b>	<b>197</b>	<b>339</b>	<b>0</b>	<b>1</b>	<b>15641</b>	<b>23279</b>
	(5.73%)	(7.09%)	(4.37%)	(36.65%)	(11.11%)	(4.50%)	(30.56%)	(95.29%)	(1.28%)	(1.26%)	(2.17%)		(0.01%)	(67.19%)	

I voti validi comprendono anche i voti contestati e provvisoriamente assegnati.

Le percentuali dei voti di lista sono calcolate sul totale dei voti di lista, mentre le restanti sono calcolate rispetto al totale votanti.