























**ELEZIONI COMUNALI**  
**Consultazione: Elezioni Europee e Comunali 2014**  
**Comune di CERVIA**

**Riepilogo voti alle liste sezione per sezione**

Sezioni scrutinate: 29 Su 29 - DATI UFFICIOSI

Sezione												Voti Solo Sindaco	Totale Voti Validi	Schede Bianche	Schede Nulle	Voti Nulli	VCNAS	Votanti	Iscritti
1	43 (11.08%)	21 (5.41%)	7 (1.80%)	18 (4.64%)	64 (16.49%)	40 (10.31%)	25 (6.44%)	10 (2.58%)	7 (1.80%)	40 (10.31%)	113 (29.12%)	9 (2.27%)	397 (95.66%)	2 (0.48%)	16 (3.86%)	0 (0,00%)	0 (0,00%)	415 (49.46%)	839
2	60 (10.56%)	17 (2.99%)	38 (6.69%)	19 (3.35%)	132 (23.24%)	31 (5.46%)	49 (8.63%)	6 (1.06%)	2 (0.35%)	42 (7.39%)	172 (30.28%)	5 (0.87%)	573 (96.95%)	9 (1.52%)	9 (1.52%)	0 (0,00%)	0 (0,00%)	591 (75.87%)	779
3	52 (12.94%)	12 (2.99%)	22 (5.47%)	13 (3.23%)	61 (15.17%)	21 (5.22%)	37 (9.20%)	7 (1.74%)	1 (0.25%)	32 (7.96%)	144 (35.82%)	2 (0.50%)	404 (95.28%)	6 (1.42%)	14 (3.30%)	0 (0,00%)	0 (0,00%)	424 (69.97%)	606
4	55 (12.44%)	14 (3.17%)	17 (3.85%)	19 (4.30%)	63 (14.25%)	17 (3.85%)	63 (14.25%)	1 (0.23%)	3 (0.68%)	30 (6.79%)	160 (36.20%)	2 (0.45%)	444 (96.94%)	6 (1.31%)	8 (1.75%)	0 (0,00%)	0 (0,00%)	458 (75.70%)	605
5	74 (14.71%)	6 (1.19%)	24 (4.77%)	22 (4.37%)	89 (17.69%)	16 (3.18%)	60 (11.93%)	8 (1.59%)	2 (0.40%)	23 (4.57%)	179 (35.59%)	3 (0.59%)	506 (97.50%)	4 (0.77%)	8 (1.54%)	0 (0,00%)	1 (0.19%)	519 (75.88%)	684
6	91 (12.07%)	19 (2.52%)	38 (5.04%)	21 (2.79%)	129 (17.11%)	31 (4.11%)	66 (8.75%)	15 (1.99%)	5 (0.66%)	63 (8.36%)	276 (36.60%)	14 (1.82%)	768 (96.24%)	12 (1.50%)	18 (2.26%)	0 (0,00%)	0 (0,00%)	798 (72.41%)	1102
7	84 (13.77%)	14 (2.30%)	36 (5.90%)	27 (4.43%)	118 (19.34%)	17 (2.79%)	55 (9.02%)	13 (2.13%)	4 (0.66%)	30 (4.92%)	212 (34.75%)	4 (0.65%)	614 (96.39%)	4 (0.63%)	19 (2.98%)	0 (0,00%)	0 (0,00%)	637 (73.81%)	863
8	101 (17.91%)	18 (3.19%)	23 (4.08%)	16 (2.84%)	62 (10.99%)	25 (4.43%)	58 (10.28%)	11 (1.95%)	4 (0.71%)	23 (4.08%)	223 (39.54%)	11 (1.91%)	575 (96.96%)	9 (1.52%)	9 (1.52%)	0 (0,00%)	0 (0,00%)	593 (72.14%)	822
9	53 (13.62%)	14 (3.60%)	16 (4.11%)	11 (2.83%)	43 (11.05%)	11 (2.83%)	29 (7.46%)	15 (3.86%)	0 (0,00%)	26 (6.68%)	171 (43.96%)	4 (1.02%)	393 (96.80%)	4 (0.99%)	9 (2.22%)	0 (0,00%)	0 (0,00%)	406 (74.77%)	543
10	76 (15.17%)	16 (3.19%)	19 (3.79%)	22 (4.39%)	52 (10.38%)	14 (2.79%)	30 (5.99%)	9 (1.80%)	2 (0.40%)	24 (4.79%)	237 (47.31%)	7 (1.38%)	508 (96.58%)	4 (0.76%)	14 (2.66%)	0 (0,00%)	0 (0,00%)	526 (72.85%)	722
11	56 (14.25%)	12 (3.05%)	15 (3.82%)	20 (5.09%)	53 (13.49%)	12 (3.05%)	21 (5.34%)	13 (3.31%)	4 (1.02%)	18 (4.58%)	169 (43.00%)	5 (1.26%)	398 (96.37%)	2 (0.48%)	13 (3.15%)	0 (0,00%)	0 (0,00%)	413 (68.38%)	604
12	78 (15.09%)	20 (3.87%)	20 (3.87%)	10 (1.93%)	72 (13.93%)	8 (1.55%)	32 (6.19%)	20 (3.87%)	17 (3.29%)	35 (6.77%)	205 (39.65%)	17 (3.18%)	534 (95.53%)	6 (1.07%)	19 (3.40%)	0 (0,00%)	0 (0,00%)	559 (73.07%)	765
13	77 (16.11%)	7 (1.46%)	17 (3.56%)	9 (1.88%)	65 (13.60%)	13 (2.72%)	33 (6.90%)	18 (3.77%)	5 (1.05%)	23 (4.81%)	211 (44.14%)	7 (1.44%)	485 (97.19%)	6 (1.20%)	8 (1.60%)	0 (0,00%)	0 (0,00%)	499 (70.78%)	705
14	119 (17.84%)	17 (2.55%)	12 (1.80%)	16 (2.40%)	80 (11.99%)	17 (2.55%)	47 (7.05%)	11 (1.65%)	9 (1.35%)	33 (4.95%)	306 (45.88%)	7 (1.04%)	674 (97.26%)	11 (1.59%)	8 (1.15%)	0 (0,00%)	0 (0,00%)	693 (71.81%)	965
15	94 (18.40%)	14 (2.74%)	15 (2.94%)	10 (1.96%)	53 (10.37%)	5 (0.98%)	27 (5.28%)	3 (0.59%)	4 (0.78%)	22 (4.31%)	264 (51.66%)	4 (0.78%)	515 (95.90%)	6 (1.12%)	16 (2.98%)	0 (0,00%)	0 (0,00%)	537 (72.86%)	737

Sezione												Voti Solo Sindaco	Totale Voti Validi	Schede Bianche	Schede Nulle	Voti Nulli	VCNAS	Votanti	Iscritti
16	61 (14.25%)	6 (1.40%)	11 (2.57%)	9 (2.10%)	53 (12.38%)	14 (3.27%)	22 (5.14%)	6 (1.40%)	1 (0.23%)	18 (4.21%)	227 (53.04%)	8 (1.83%)	436 (97.54%)	4 (0.89%)	7 (1.57%)	0 (0.00%)	0 (0.00%)	447 (72.80%)	614
17	63 (13.58%)	7 (1.51%)	21 (4.53%)	15 (3.23%)	109 (23.49%)	26 (5.60%)	42 (9.05%)	8 (1.72%)	1 (0.22%)	31 (6.68%)	141 (30.39%)	9 (1.90%)	473 (97.53%)	5 (1.03%)	7 (1.44%)	0 (0.00%)	0 (0.00%)	485 (73.04%)	664
18	40 (10.67%)	16 (4.27%)	15 (4.00%)	13 (3.47%)	78 (20.80%)	17 (4.53%)	53 (14.13%)	2 (0.53%)	1 (0.27%)	12 (3.20%)	128 (34.13%)	1 (0.27%)	376 (95.67%)	6 (1.53%)	11 (2.80%)	0 (0.00%)	0 (0.00%)	393 (70.81%)	555
19	50 (14.01%)	20 (5.60%)	18 (5.04%)	14 (3.92%)	61 (17.09%)	16 (4.48%)	42 (11.76%)	4 (1.12%)	1 (0.28%)	23 (6.44%)	108 (30.25%)	2 (0.56%)	359 (97.29%)	2 (0.54%)	8 (2.17%)	0 (0.00%)	0 (0.00%)	369 (72.21%)	511
20	103 (15.42%)	20 (2.99%)	31 (4.64%)	21 (3.14%)	79 (11.83%)	24 (3.59%)	64 (9.58%)	15 (2.25%)	3 (0.45%)	40 (5.99%)	268 (40.12%)	12 (1.76%)	680 (97.42%)	6 (0.86%)	12 (1.72%)	0 (0.00%)	0 (0.00%)	698 (71.74%)	973
21	105 (14.27%)	39 (5.30%)	34 (4.62%)	12 (1.63%)	76 (10.33%)	19 (2.58%)	46 (6.25%)	13 (1.77%)	2 (0.27%)	52 (7.07%)	338 (45.92%)	18 (2.39%)	754 (97.42%)	6 (0.78%)	14 (1.81%)	0 (0.00%)	0 (0.00%)	774 (76.11%)	1017
22	109 (16.85%)	29 (4.48%)	17 (2.63%)	20 (3.09%)	69 (10.66%)	10 (1.55%)	45 (6.96%)	7 (1.08%)	5 (0.77%)	34 (5.26%)	302 (46.68%)	5 (0.77%)	652 (96.88%)	4 (0.59%)	17 (2.53%)	0 (0.00%)	0 (0.00%)	673 (75.87%)	887
23	112 (14.16%)	21 (2.65%)	23 (2.91%)	13 (1.64%)	66 (8.34%)	11 (1.39%)	54 (6.83%)	17 (2.15%)	3 (0.38%)	19 (2.40%)	452 (57.14%)	2 (0.25%)	793 (98.14%)	7 (0.87%)	8 (0.99%)	0 (0.00%)	0 (0.00%)	808 (75.02%)	1077
24	78 (13.68%)	8 (1.40%)	8 (1.40%)	23 (4.04%)	48 (8.42%)	14 (2.46%)	40 (7.02%)	11 (1.93%)	5 (0.88%)	19 (3.33%)	316 (55.44%)	2 (0.35%)	572 (95.97%)	7 (1.17%)	17 (2.85%)	0 (0.00%)	0 (0.00%)	596 (69.22%)	861
25	103 (17.55%)	12 (2.04%)	13 (2.21%)	12 (2.04%)	60 (10.22%)	12 (2.04%)	27 (4.60%)	8 (1.36%)	8 (1.36%)	24 (4.09%)	308 (52.47%)	10 (1.68%)	597 (97.23%)	6 (0.98%)	11 (1.79%)	0 (0.00%)	0 (0.00%)	614 (73.44%)	836
26	62 (12.86%)	16 (3.32%)	6 (1.24%)	46 (9.54%)	30 (6.22%)	10 (2.07%)	11 (2.28%)	11 (2.28%)	4 (0.83%)	5 (1.04%)	281 (58.30%)	4 (0.82%)	486 (96.43%)	5 (0.99%)	13 (2.58%)	0 (0.00%)	0 (0.00%)	504 (69.90%)	721
27	151 (17.46%)	24 (2.77%)	21 (2.43%)	10 (1.16%)	64 (7.40%)	15 (1.73%)	36 (4.16%)	29 (3.35%)	7 (0.81%)	34 (3.93%)	474 (54.80%)	7 (0.80%)	872 (97.00%)	12 (1.33%)	15 (1.67%)	0 (0.00%)	0 (0.00%)	899 (75.67%)	1188
28	99 (15.18%)	15 (2.30%)	13 (1.99%)	13 (1.99%)	57 (8.74%)	20 (3.07%)	75 (11.50%)	9 (1.38%)	2 (0.31%)	112 (17.18%)	237 (36.35%)	5 (0.76%)	657 (97.33%)	2 (0.30%)	16 (2.37%)	0 (0.00%)	0 (0.00%)	675 (73.45%)	919
29	130 (18.90%)	22 (3.20%)	21 (3.05%)	43 (6.25%)	84 (12.21%)	21 (3.05%)	24 (3.49%)	18 (2.62%)	2 (0.29%)	22 (3.20%)	301 (43.75%)	9 (1.29%)	697 (97.35%)	3 (0.42%)	16 (2.23%)	0 (0.00%)	0 (0.00%)	716 (73.66%)	972
<b>Tot.</b>	<b>2379</b> (14.87%)	<b>476</b> (2.98%)	<b>571</b> (3.57%)	<b>517</b> (3.23%)	<b>2070</b> (12.94%)	<b>507</b> (3.17%)	<b>1213</b> (7.58%)	<b>318</b> (1.99%)	<b>114</b> (0.71%)	<b>909</b> (5.68%)	<b>6923</b> (43.28%)	<b>195</b> (1.20%)	<b>16192</b> (96.85%)	<b>166</b> (0.99%)	<b>360</b> (2.15%)	<b>0</b> (0.00%)	<b>1</b> (0.01%)	<b>16719</b> (72.26%)	<b>23136</b>

I voti validi comprendono anche i voti contestati provvisoriamente assegnati.

Sono considerati e stampati come votanti e elettori solo quelli delle sezioni scrutinate.

Le percentuali dei voti di lista sono calcolate rispetto al totale dei voti di lista.

La percentuale dei voti al solo sindaco è calcolata rispetto al totale dei voti validi.